



GLASSHOUSE GOUNTRY
BROMELIAD SOCIETY Inc.
NEWSLETTER



VOLUME 5 ISSUE 26

June- July 2012

*2012 Sunshine Coast Hinterland
Sustainability & Garden Expo Bromeliad
Display*



The end of May gave the club a chance to once again show the general public what a fantastic plant the bromeliad is at the Sunshine Coast Hinterland Sustainability and Garden Expo at the Beerwah Community Hall.

Congratulations go to Kaye Notman and her crew for once again adding the colour and flair to the event with their fantastic display and the plants members provided for sale on the day.

All three prizes in the raffle were won by members of the club, Jeanette & Pat Robertson and Bob McLean.
Congratulations to you all.



Glasshouse Country Bromeliad Society would like to thank the State Member for Glasshouse ANDREW POWELL M.P. for his assistance in the printing of this publication

Presidents Message



Hello again,

This is our first newsletter since the Garden and Sustainability Expo at Beerwah in May and judging by the photos I have seen and the reports I got from members who attended, our display again did us proud.

A very big 'WELL DONE' must go to Kaye Notman for the time and effort she provided to make the day a winner and also to everybody who assisted her in making the display the success it was. Congratulations also to the winners of our raffle prizes, Jeanette & Pat Robertson and Bob McLean.

Well life certainly dishes out plenty of ups and downs and at the moment I feel like I am on a roller-coaster ride from Maleny to Landsbrough. Suffice to say I am not enjoying the best of health (emergency removal of Gall Bladder on 21 June) and have been advised to ease up on my daily commitments for the time being.

I'm led to believe Bob McLean is also having a battle with a few old 'war wounds' at the moment and not enjoying life as he should. Take things easy Robert and get well soon.

I apologise for my absence from our last couple of meetings but I am told that Len Waite and Bob Watkins along with the rest of the committee have filled in for me very well and have been able to step up to the breach at short notice to absorb the flak for me. Thank you one and all.

I would like to inform you that I will not be standing for the position of President at the next AGM and I again ask you all to consider putting your hand up to fill the positions on the committee. Don't just leave it to the willing few. If you think you have a talent that will assist in the running of the club please step forward. I have taken the liberty of having a copy of the nomination form for positions on the committee included on the last page of this newsletter. Please give it some thought.

If you haven't already done so, please take the time to checkout our new website at <http://www.bromeliad.org.au> Then click on Clubs and Glasshouse Country. Our endeavor will be to keep any information regarding the club up to date so that you can access it at any time. If you have anything that you want posted please let Bob Watkins know and he will arrange it.

Don't forget Sheryl Waite's bus trip to Ballina on the 20th & 21st October, it will be a weekend to remember.

Late News

Our meeting on 5th August will be held at the Maleny Botanical Gardens 233 Maleny- Stanley River Rd commencing at 1.00pm.

Further details will be emailed to members as they come to hand

KAREN BINSTEAD
President
Glasshouse Country Bromeliad Society Inc.
Postal Address: PO Box 1095, Maleny QLD 4552
Phone: (07) 5494 3677
Fax: (07) 5494 3688
Email: sales@topnotchbusiness.com.au

Management Committee Officers

President: Karen Binstead **Vice President:** Mark Pearce. **Secretary:** Margaret McLean. **Treasurer:** Ardie Baker

Committee Members

Immediate Past President. Len Waite. **Media liaison & P. R. Officer** Bob McLean
Newsletter Editor: Bob Watkins. **Librarian:** James Drake. **Raffles:** Kaye Notman.
Plant of the Month: Ann Cormack. **Trip Coordinator:** Sheryl Waite. Pat Pennell (interim)
Catering Team: Belinda Tilton. Pat Pennell.

An Afternoon at the Suncoast Water Gardens



Our June meeting was held at the resplendent surroundings of Paul Lancaster and Margaret Vita's Suncoast Water Gardens. Members were treated to a wonderful afternoon of hospitality and fellowship with Paul freely imparting his vast knowledge and experience with plant propagation of not only bromeliads, but also haliconia and water plants.

The extensions Paul and Margaret have carried out since our last visit are incredible and a credit to them both.

Even though the preceding week waterlogged the area it was still a pleasure to spend the afternoon there wandering around admiring the plants and changes that have been made to the property.

Thank you Margaret and Paul.



Editorial Committee: Bob Watkins and Pat Pennell

Any contributions can be emailed to bobwatkins@y7mail.com (please note new email address)

Novice Plant of the Month - June




1st: Bob Watkins' *Canistrum triangulare*
'Hawiiian'

2nd: Margaret McLean's
Neoregelia 'Royal Flush'



3rd: Pat Pennell's
Neoregelia Cruenta X *Marmorata*

Photos from the 2012 Garden Expo




Raffle 2nd prize

Raffle 1st prize

Raffle 3rd prize

Waitey's Words of Wisdom



1: Potting mix is an interesting subject to talk about because Sheryl and I use many varied recipes to plant our bromeliads in. Firstly if what you're using is working for you don't change what you are doing. With the mix we use we keep it in containers, if you do the same just keep it slightly moist (not saturated) to keep it from becoming dusty and also allow some airflow to stop it becoming musty.

2: Fertilizer is another much talked about subject, with our situation, Sheryl and I keep it as simple as possible. When we plant offsets we use a low nitrogen high potassium osmocote for Neoregelias. We fertilize when we plant and don't do anything else until they reach maturity. This method can be used on all Broms. I also keep a stock of higher based nitrogen osmocote to fertilize plants I want to push a little faster like Dyckias, Vrieseas, Guzmanias and Cryptanthus. With the rest 'Less is More'.

3: Pests and diseases are another much talked about subject. I personally don't believe in a regular spray program because we kill all the good bugs as well the bad ones. Yes I do spray, but only when I think it is necessary. Prevention is a better way to go, like having good air circulation and cleaning old dead leaves off your plants. This gives scale etc less places to hide.

4: Most important of all is go out and 'Smell The Roses'. By this I mean enjoy what you do or don't bother doing it, don't take it too seriously.

Happy growing.

Cheers Waitey.

What's On When

SHERYL'S BUS TRIP EXTRAVANGZA

DATE CLAIMER

Saturday 20th & Sunday 21st October 2012

Saturday: Visit 2 very large Bromeliad Nurseries. Staying at Ballina overnight.

Sunday: Visit 2 private gardens on the return trip. Cost approximately \$100.00. Meals are still being arranged. Sheryl needs the support of all us members as a lot of time and effort has been put into the planning of this excursion

Laidley Garden Club. '*Gardens and Flowers*' Laidley Cultural Centre. Laidley- Plainland Road. 6th 7th & 8th 2012.

Doors Open 9.00am – 4.30pm Thurs & Fri. 9.00am – 3.30pm Sat. Admission \$3.00.

For further information contact Heather King by phoning 54651413

Toowoomba Orchid Society Inc. **2012 SPRING SHOW** During the Toowoomba Carnival of Flowers Festival

Friday 21st to Wednesday 26th September. Entry; \$3.00. Children under 12 free.

Huge Orchid Show Centenary Heights School Hall, Cnr. Ramsay & South Sts,

ALSO

Bromeliad Show St. Paul's Lutheran Church Hall, Cnr James & Phillip Sts.

For further information please contact: Promotions: Heather- 0414528875. Secretary: 07-46978119.

Email: tanbark.toowoomba@hotmail.com

Website: WWW.toowoombaorchidsociety.org.au



Who would think we are almost to the end of the first month of winter. It's a great time to set up at a potting bench with the winter sun at your back and taking of a few pups. This year has been a great year for plants to set new pups. The cloudy wet season has also provided a different range of leaf colour.

I would like to talk about "Aechmea fasciata". Their diversity of form, long lasting flowering period and adaptability to cultivation make Aechmea possibly the most widely known and cultivated of all the bromeliad family. The attractive foliage and the longlasting in fluorescence, and overall hardiness all serve to make them a most popular choice with growers.

This is a large genus with a geographical range covering an area from Central America and the West Indies to South America, extending as far south as Argentina.

The leaves may be banded or spotted with silver, black or maroon, or completely silver, so dark as to appear almost black, while others may be bi-coloured with green above and wine red reverse, completely wine red or soft shiny green. The leaves of this may be heavily spined or hardly spined at all. Can grow quite large (1.5 m) while others are quite small (30 cm) with all sizes in between

A general growing temperature range is about 7° C to 30° C. However, plants which are indigenous to areas close to the equator or from north eastern Brazil (where hot humid winters occur and any rainfall occurs during the summer months) will require some care if one is growing them in areas where definite winters are experienced.

Aechmea fasciata and its varieties are from Rio de Janeiro State where and they are prevalent in the Organ Mountain region. It would probably be the best-known and most widely grown Aechmea. The large, showy, pink long-lasting bracts and blue petals changing to raise red as they age, never fail to captivate. It makes an excellent indoor potted plant and also adapts very easily to mounting on driftwood, old stumps or on living trees, especially those with horizontal limbs and rough, permanent bark. This variety will also be seen called Aechmea Silver Vase, photographs show a single specimen or a clump depending on the space you have available you can choose whichever form you desire to grow.

The Glasshouse Country Bromeliad Society is now a contributor to Bromeliad Society of Australia web site, www.bromeliad.org.au You can visit the Club News tab to view the regular newsletters from around the country. You can also visit the Photo Index, where you can look at the Genera and then go to the Species to view plant photos. You can now do your own research while enjoying the beauty of these plants.



(These notes have been selected from "Growing Bromeliads third edition" published by the Bromeliad Society of Australia Inc. The images included are available on the Florida Bromeliads website & are the work of the name on the image.)

To get in touch phone: Margaret McLean on 54969601 or Bob Watkins on 0418 782 538

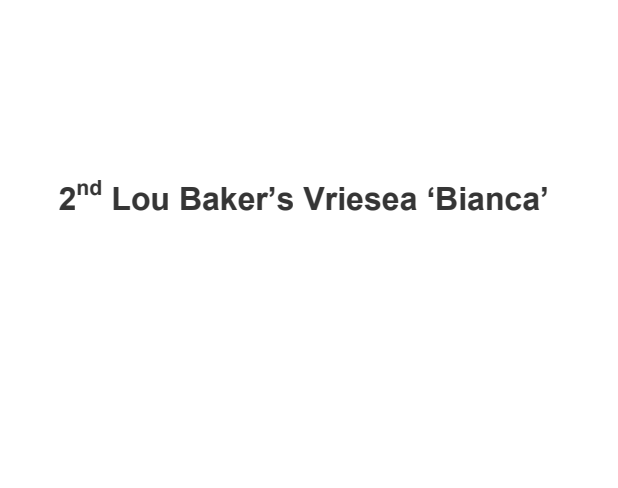
Contributors to this issue: Bob McLean. Len & Sheryl Waite. Bob Watkins

Printed with the kind assistance of Andrew Powell M. P. STATE MEMBER FOR GLASSHOUSE

Advanced Plant of the Month - July



1st Sheryl Waite's Neoregelia 'Zoe'



2nd Lou Baker's Vriesea 'Bianca'



3rd Len Waite's Vriesea 'Shep's Delight'



Potting mix is still available in 25L bags for \$4.00.
Contact Lou and Ardie Baker on 54948426



Page 9 Bromeliad Photograph of the Month – July


Winner



Pat Pennell's X Neophytum 'Galactic Warrior'



2nd Jeanette Robertson's Neoregelia 'Pink Debbie'



3rd Bob Watkins' Aechmea 'aquilega'

Novice Plant of the Month - July



1st Jeanette Robertson's Cryptanthus "IT"



2nd Adie Baker's Vriesea Platynema Variegata



3rd Jeanette Robertson's Neoregelia 'Cane Fire'

To Feed or Not to Feed

(by Victoria Padilla)

Reprinted, with permission of the Bromeliad Society International, from the Bromeliad Society Bulletin, March-April 1962, v. XII (2), p.23

When this writer first started to grow bromeliads about 20 years ago, fertilizing these plants was not considered necessary. It was believed that because bromeliads were epiphytes, they did not need feeding unlike regular plants that had their roots in the ground. Little by little, however, the fallacy of this way of thinking became apparent, until today about 90% of those who grow bromeliads feed them at regular intervals.

In their need for minerals vital to their existence, bromeliads are no different from other plants. Marston Bates, in his fascinating book: *The Forest and The Sea*, brings out this point and makes some interesting comments on the air plants that grow in the tropical rainforests of South America. As these plants have no direct access to the ground, they are faced with the great problem of obtaining enough food and water to keep them alive.

Mr. Bates tells us, are fortunate in having solved this problem by the formation of their leaves into water-tight tanks, that make first-rate containers for water and rotting organic matter. In fact, bromeliads can hold so much water that they have been referred to as: "marshes in the treetops."

It is the common belief that the roots of epiphytes serve only as a means of supporting the plant to the host tree. According to Mr. Bates, the roots of bromeliads and other air plants are also a means of absorbing food. This food may be obtained from the humus or debris that may collect in the cracks in bark

of the tree, or from the fungi that are found living in close relationship with the roots of many plants.

As many plant explorers well know, the roots of epiphytes also serve as the nesting sites for ants, which Mr. Bates says benefits the plant in two ways. First, the material that the ants collect to build their nests acts as food for the plant, and second, the ants provides a means of defence for the plant against those avid human beings that desire to bring the plant home to their greenhouse.

If our bromeliads need food in their native habitat, it would most certainly seem that they need fertilizing when brought under cultivation. For those who grow their bromeliads outdoors on trees or in the ground, feeding is probably not necessary; but for those who must raise their plants in pots under artificial conditions, fertilizing must be resorted to if the plant is to reach its optimum beauty.

Practically all the members who feed their bromeliads use a liquid fertilizer, weakly diluted. What kinds of fertilizer are used? The answers most frequently submitted were as follows: "anything I have around the house", "the same as I feed my orchids", fish emulsion, Orthogro, Rapid-grow, and Hyponex. It would seem from the wide diversity of answers that "anything goes" so far as feeding is concerned, as long as the fertilizer is a well balanced one and is applied at regular intervals.

The BSQ Web Site

Don't forget that the Society has a web site. We place urgent and general information and information on the site. It also is a resource for smaller societies to get articles for their newsletters.

The URL is:

www.bromsqueensland.com


The August Meeting on 5th August and will be held at the Maleny Botanical Gardens 233 Maleny – Stanley River Road. Maleny. Commencing @ 1.00 pm

DISCLAIMER: This bi-monthly newsletter is intended to provide general information only for the members of the Glasshouse Country Bromeliad Society Inc. The producers and contributors will not be responsible for any loss or damage to property or injury to persons regarding the information provided.

Chatting with Michael Grange



Our July meeting was privileged to have Michael Grange as our guest speaker. He delivered a very informative address on seed propagation, his method of fertilization and the raising of bromeliads. Members were enthralled with his lecture and I'm sure most left the meeting with a lot more knowledge than they came with regarding the bromeliad family, especially his favourite genus, the Vriesea.



The surrounding photos give testimony to his knowledge of bromeliads and their care.

*Thank you for sharing
your afternoon with us
Michael*



GLASSHOUSE COUNTRY BROMELIAD SOCIETY INC

2012-2013 NOMINATION FORM

I*Print Name* being a financial member of the Glasshouse Country Bromeliad Society Inc. would like to nominate

..... *Print Name* being a financial member of the Glasshouse Country Bromeliad Society Inc. for the position of

Please tick one

- President (Management Team) ()
- Vice President (Management Team) ()
- Secretary (Management Team) ()
- Treasurer (Management Team) ()
- Newsletter Editor (Management Team) ()
- Public Relations, Media & Events Coordinator (Management Team) ()
- Librarian ()

Committees: Please tick one

- Raffle ()
- Newsletter Team: Member 1 () Member 2 ()
- Guest Speakers / Trips Coordinator (1 required) ()
- Plant of the Month (2 required) Member 1 () Member 2 ()
- Catering Team (2 required) Member 1 () Member 2 ()
- Plant Sales (2 required) Member 1 () Member 2 ()

I.....*Print Name* being a financial member of the Glasshouse Country Bromeliad Society Inc. **SECOND** the Nomination.

I.....*Print Name* being a financial member of the Glasshouse Country Bromeliad Society Inc. **ACCEPT** the position