

Plants of the Month—September

Page 8

Our September meeting was hosted by Jenny Cruice at her residence in Wamuran. President Bob McLean brought members up to date with events that had taken place over the preceding month and advised everyone on activities to be conducted by the members over the coming months. The meeting concluded with everyone partaking in Jenny's hospitality of fresh strawberries and cream along with sliced watermelon and good old cuppa before a walk around the property to see how her gardens have advanced over the last 12 months.

Thank you Jenny.

NO PLANTS WERE SUBMITTED FOR JUDGING IN THE ADVANCED SECTION IN SEPTEMBER

NOVICE SECTION



1st: Lou Baker's *Vriesea roro*.

2nd: Mark Pearce's *Neoregelia johannis de rof*



3rd: Lou Baker's *Aechmea echidna*



Tender Contractors to
Sunshine Coast
Regional Council

85 Roberts Road, Beerwah, Qld
Markets every Saturday 9am – 5pm
Telephone: (07 54946798)

Printed by Glasshouse Country News



Glasshouse Country Bromeliad Society Newsletter

Volume 2 Issue 8

October 2009

Inside!

Plants of the month
August 2

Presidents
message 3

Talbot Lodge
Workshop notes
from Len Waite 4

Talbot Lodge
workshop notes
from Narelle
Aizlewood 5

Talbot Lodge
workshop notes
from Greg
Aizlewood 6

Talbot Lodge
workshop notes
continued. 7

What's On When

Plants of the month
September. 8

August saw the annual general meeting take place with President Bob McLean, Vice President Len Waite, Treasurer David Binstead and committee member Bob Watkins re-elected. Margaret McLean stood down as Secretary and Pat Tennant adopted the position. Avril Belcher was elected to the position of Librarian replacing Pat Pennell who had held the position for a number of years. A big thank you goes to both Margaret and Pat for the dedication and effort you both give to the club. The editorial committee for the newsletter, Margaret Von Konigsmark, Pat Pennell and Bob Watkins retained their positions unopposed.

2009_2010 Management Committee

President: Bob McLean

Vice President: Len Waite

Secretary: Pat Tennant

Treasurer: David Binstead

Committee member: Bob Watkins,

Librarian: Avril Belcher

Editorial Committee: Pat Pennell, Margaret von Konigsmark, Bob Watkins

Len and Sheryl Waite hosted the bromeliaceous workshop in their gardens at Talbot Lodge on 30th August. Much was learned by members from both the Caboolture and Glasshouse clubs with guest speakers, Steve Flood, Greg & Narelle Aizlewood and Len Waite sharing their wealth of knowledge. I'm told some members were so keen to attend the workshop they turned up a day early. Our heartfelt thanks go out to Barbara Murray from the Caboolture club who took the time to collate the information given by the guest speakers and pass it onto us for use in our publication.



Glasshouse Country News are pleased to be able to support the Glasshouse Country Bromeliad Society in their publication



Tender Contractors to
Sunshine Coast
Regional Council

85 Roberts Road, Beerwah, Qld
Markets every Saturday 9am – 5pm
Telephone: (07 54946798)

Plants of the Month—August

NO PLANTS WERE SUBMITTED FOR JUDGING IN THE ADVANCED SECTION IN AUGUST

NOVICE SECTION

1st: Mark Pearce's *Neoregelia gunpowder*2nd: Ann Cormack's *Tillandsia bulbosa*3rd: Bob McLean's *Neoregelia deep reward*

A few photos from the workshop & meetings



Printed by Glasshouse Country News

Page 7 Talbot Lodge Workshop Notes

If using town water use as recommended.

Water regularly and soak thoroughly. Water once a week in winter. Can kill Tillandsias if over watered

Water once and give a thorough hosing. Let dry out fully. After a couple of days check and ensure that plants are ready for another water. Tillandsias require water to feed during the night. The plants need to be watered in the morning to ensure that they are not saturated in the evening.


Duratii and *xerographica* do not need water - mist only.

Tectorum - if over watered mount upside down and allow water to drain away.

Hang Tillandsias where there is a nice breeze.

Scale / mealy bug. Use Rogur, Confidor, Anti scale, Eco-oil. Ants foster scale so get rid of ants. In October spray 1st week then after 2 weeks, respray. It is important to repeat the spray as the young will usually escape the first spray and return.

Seed. May need to hand pollinate. Wait. Collect seed. Put on polystyrene with old shade cloth wrapped around. Wait for growth. After leaves have appeared use a mild fertiliser daily.



What's On When

- | | |
|-----------|---|
| Oct 4 | Glasshouse Country Bromeliad Society Inc. General Meeting. Mary MacKillop Centre. Beerwah. 2.00.p.m. |
| Oct 10-11 | Bromeliad Extravaganza. 8 am-3 pm Sat; 9am-2pm Sun. Wavell Heights Community Hall, 175 Edinburgh Castle Rd Wavell Heights. |
| Nov 1 | Glasshouse Country Bromeliad Society Inc. General Meeting. SunCoast Water Gardens 283 Fraser Rd. Beerwah. 2.00.p.m. |
| Nov 7-8 | Spring Bromeliad Sale The Bromeliad Society of Queensland. Mt Cootha |
| Dec 6 | Christmas Meeting. BBQ Lunch. Secret Santa. General meeting. 12.00.p.m. Donna & Mark Pearce's residence 13 Acacia Ave Beerburum |

Printed by Glasshouse Country News


Talbot Lodge Workshop Notes

Dyckias Cryptanthus and Orthophytum

Len Waite

Orthophytums

- Can put in bowls and over time they will clump up
- Water thoroughly, dry out before the next water
- Fertilise heavily
- Plantlets – leaves must be dead on the bottom before removing and potting up. Remove all the dead leaves at the base before potting
- If small plants get stressed then as a full grown plant they will flower earlier and not look as nice



Dyckia

- keep water up if in pots
- Use potting mix and sand. The Talbot Lodge mix is a blend that has been carefully selected to contain PH 6. The mix does not contain nutrients so fertiliser is required at potting.
- When taking offsets, remove the plant from the pot and then work from base. This ensures minimum damage to your hands.
- Most have orange flowers – full sun required
- A few have green leaves and yellow flowers – do not put in full sun
- When collecting seeds watch for the first seed to burst and then put a brown paper bag over the flower heads and shake. The seeds will be collected in the bag.
- When sowing seeds, use Yates seed raising mix and sand.



Potting mix is still available in 25 L bags for \$4. Contact Ardie & Lou Baker on 5494 8426



Printed by Glasshouse Country News

Talbot Lodge Workshop Notes

Neoregelias

Narelle Aizlewood

- Flowers are white blue or mauve
- Some will tolerate hot conditions. (Cruenta, Red Macaw)
- Light and sun enhance colour. Note that *hot sun* is *not full sun*.
- Feel leaf and if cool the plant is not burning.
- If a plant is burnt, the offsets are usually hardier than the parent
- 70% shade cloth is recommended in summer
- The PH should be between 5 ½ to 6. Add perlite.
- Mix consists of ½ inch bark, ½ inch charcoal, ½ inch perlite
- Neoregelia mix. To a polystyrene box of Talbot Lodge Mix, add 1 cup superphosphate blue. This gives colour to the plant.
- Keep the nitrogen low. N9 P6 K18
- Newer hybrids may lose variegation. A plant was displayed with 2 pups – one variegated and one non-variegated.



With our Christmas meeting being held at Donna and Mark Pearce's home we would like an idea if you will be attending and what plate of goodies you can provide on the day. Master chefs Lottie Nisbett and Ardie Baker would like an idea on who will be attending so that they can start making preparations.



A list will be available for you to fill in at the October and November meetings so that numbers can be finalised.

Ho Ho Hope to see you there

Disclaimer: This bi-monthly newsletter is intended to provide general information only for members of Glasshouse Country Bromeliad Society Inc. The producers and contributors will not be responsible for any loss or damage to property or injury to persons regarding the information provided.

To Get In Touch with us at the Glasshouse Bromeliad Society:

Phone Pat on 54941761, Margaret on 54969601 or Mail Box 424, Glasshouse Mountains 4518

Printed by Glasshouse Country News

Page 6 Talbot Lodge Workshop Notes

Tillandsias
Greg Aizlewood

Tillandsias: A large group – 15 000 species known so far.

Found in the southern states of USA, West Indies, South America.

Wide range of growing habits – ground to trees, around coastal belts, jungles, deserts.

The leaves range from green soft textures to small grey hard leaves

- Jungle areas long green leaves similar to Guzmanias (Ecuador, Colombia)
- Coastbelt of Sth. American continent– grey leaf
- Arid desert curly leaves

Greg concentrated on grey leafed plants from Peru to Brazil. These plants were passed around with reference to characteristics of the plants.

Juncea jucifolia – pups on stolons. Butzii one type will clump, another will replace only

Caerulea perfumed Duratii scented

Schielianna grows profusely Paelacea nicely clumps. Natives use it as a football

Streptocarpa small and large forms Bulbosa ants love bulbosa

Seleriana large varieties T Kurt Houstin lots of scurfing

Gardneri reversed leaves Tenuifolia grows on rocks

Seideliana Sprengheliana

Recurvifolia var subsecundifolia extinct in the wild Xerographica sits on cactus

Fasciculata showy pieces, hard soft forms

Fertilising. In pots use a slow release fertiliser. Wolfgang's ABS mixture (available from the librarian) excellent for mounted bromeliads.

If using rain water double fertiliser on packet. (does not contain as many dissolved nutrients as town

Contributors to this issue: Len Waite. Narelle Aizlewood. Greg Aizlewood.

Printed by Glasshouse Country News



President's Message

Page 3

Hello again

Well, what a busy time we have had since our AGM, the change of date put a bit of pressure on us all to ensure we were able to have a great display at the Glass House Mountains School Fete. I would like to reaffirm my thanks to all of the members who made the effort to provide plants & man up the exhibit. I would also like to thank those members who assisted with the plant sales even though they were not able to supply plants. Although the stall did not sell a large number of plants, it provided the society the opportunity to fly the flag & promote the society. The workshop at Talbot Lodge was a huge learning experience for all of those who attended a big thanks to Len & Sheryl for a pleasant venue as usual.

The meeting at Jennie's gave us the chance to do a little forward planning for the remainder of 2009. This was the first opportunity we have been able to present the proposal for the members to vote on the recommended change in membership fees. The fees of \$10.00 per single member & \$15.00 per family, these changes were put to the meeting & passed.

I am keen to receive some feed back from members on our pup swap. I was very encouraged by the numbers who participated for a first time try & it worked well. Remember the pup swap is only at home meetings & all home meetings will be at the Mary MacKillop Centre in Peachester Rd. Beerwah.

I would like to encourage all members to select your bromeliad plant for our secret Santa exchange of gifts at the December meeting which will be held at Mark & Donna' Pearce's, so choose a plant now & start to add some TLC to share with other society members for Christmas.

Happy Growing

Bob McKean



Unfortunately, because of space, we don't have room in this issue for the notes from Steve Flood regarding "Landscaping with bromeliads". These will have pride of place in the next issue. Once again, a big THANK YOU goes to Barbara Murray from the Caboolture Bromeliad Society for collating the workshop notes and making them available to us for this publication

Printed by Glasshouse Country News