



Bromelcairns



Bimonthly Newsletter of Cairns Bromeliad Society Inc. 2018# 2

P.O. Box 28 Cairns Queensland 4870 Australia

President	Brendan Leishman	0740578604
V-President		
Secretary	Lynn Hudson	0740533913
Treasurer	Kelly Knight	0418768167
Librarian	Steven French	0740322283
Editor	Lynn Hudson	0740533913
Editor Assist.	Aaron Smythe	0400288204
Concierge	Nalda Wilson	0740544825
Pop.VoteSteward	Dave Weston	0740578604
OIC Raffles	Karen Stevens	0740361086
OIC Pots	Frances Boyd	0740552550



Honorary Life Member - Grace Goode O.A.M.

Honorary Life Member - Kay Edington

Life Member - Lynn Hudson

Life Member - Robert (Bob) Hudson

Aims of the Society

**Promote and Develop Interest in Bromeliads through Friendship
To Co-operate with similar Clubs throughout the World**

Membership Fee: \$15 Single, \$25 Family, Country Member \$25.
\$7.50 junior (if not in family membership)

Meetings start at 1.pm sharp first Saturday of the month.

Please bring a cup and a chair.

Library: All books & magazines borrowed are to be returned in good order to the following meeting. If not on wait list, they may be rebooked.

Plant Display/Sales: To participate, a member must be financial and circumstances permitting, have attended at least three meetings in the past six months. Where the society is charged a stall fee - 20% of sales are deducted for club funds. No charge venue & meetings - 10% of sales is deducted. All plants to be clean, free of disease, named and price tagged.

Show Plants: Must be the property of and in the custody of the entrant for the past three months. For Society Shows the entrant must be financial and have attended at least three meetings during the past six months.

Pens, Plant Tags & Pots: available at each meeting.

If reprinting article, wholly or in part, please acknowledge Author & Newsletter. Any article &/or Bromelcairns will be Emailed on request to lynnie@ledanet.com.au

Previous issues are on my website www.bromeliadsdownunder.wordpress.com

Club Activities & Around the Members



MARCH: We were given a feast of colour in varied beautiful plants. Harold showed different forms of *Guzmania sanguinolenta*, all were bright and desirable. Marguerite's clump of *Tillandsia* 'Fuego' was fire engine red and Paul's excellently grown *magnusiana* was a delicate contrast to Brendans solid looking *jalsico-monticola*. Steven showed another huge neoregelia (does it ever end?)

MINI SHOW – Flowering Bromeliad

1st *Guzmania sanguinea* - Harold Cooper

2nd *Tillandsia ionantha* 'Fuego'- Marguerite Sexton

3rd *Tillandsia jalsico-monticola* - Brendan Leishman



POPULAR VOTE Bromeliad

1st *Neoregelia* 'Pink Tiger' x ('Imperfector' x 'Skotak Tiger') - Steven French

2nd *Vriesia* "Hawaiian Hybrid" - Darryl Lister

3rd *Guzmania sanguinea* variegated - Harold Cooper



3 Cryptanthus

1st *Cryptanthus* 'Volcano' - Marguerite Sexton >>>

2nd *Cryptanthus* 'Thriller' - Lynn Hudson

3rd *Cryptanthus* 'Menescal' - Dave Weston

3rd *Cryptanthus* 'unnamed seedling' Brendan Leishman



This very lovely cryptanthus began as a seedling near some Crypt. 'Anne Collings' plants. Brendan decided to grow it on. It is a beauty, hard to show the real colours of pink, apricot and with tiny gold flecks. Maybe it will be named 'Brendan Leishman'?



Tillandsia

1st. *Till. ionantha* 'Fuego' Marguerite Sexton

2nd. *Till. magnusiana* - Paul Venturi (he 'saved' this one from a Bunnings plastic bag)


3rd. *Till. tectorum* - Lynn Hudson



Other tillandsias on show
'Love Knot'



crocata x mallemonitii



An interesting hybrid Dave purchased
at 2017 Bloomin Broms from
Bruce Dunstan



4.



Harold Cooper who lives at Tolga on the Tablelands showed & discussed plants that grow more easily in higher altitudes. He said a small growing *Guzmania sanguinea* had dark leaves all year whereas in Cairns this happens only in wintertime. His beautiful *Guzmania sanguinea* variegated form above won the flowering section.

All *sanguinea* are beautiful when flowering but a few days later you cannot believe they are the same plant! It will finish flowering & suddenly lose a lot of colour. Do not panic, this is normal. It will make an offset near the centre and as that grows the flowering part will eventually form a few seed pods. You may have the second one flower before the seed pods ripen. Carefully remove the dead dry leaves from the base and when the seed pods are ready they will burst open. As it is in the Tillandsioideae family, they have soft silken gold parachute on the seeds. Grow the seed the same way as tillandsias.

Harold also showed *Tillandsia multicaulis* with seven bright red paddles. He said there were three plants in the pot as he had removed the mother plant. He said they usually take 12 - 18 months to flower from offset.

(Against expert advice I grew *Tillandsia multicaulis* in Cairns - it produced five paddles but they did not colour or flower. I gave the plant to Helmut from Atherton.)

Harold also said he did not think *Tillandsia australis* grew well here - Aaron has one in flower, excellent pink, well done Aaron. V V V





1.



2.

2



3.

1. Brendan was disgusted that a creature had dined on his *Tillandsia deppeana*.- just when the paddles were starting to go pink. Most members suggested it was a grub or grasshopper. They decided to spray under all the plant stands.
2. Dave showed an excellent presentation, a mixture of Hohenbergias. His starting picture had me in - ‘which one is that?’ Bren told me ‘Cool it Linnie, it is a group of cut inflorescences’! I am too old for that type of excitement!
3. This lovely red plant is a seedling of *Hohenbergia leopoldo-horstii x lemii* - I love the shape & colour, definitely a keeper.

***** ***** ***** ***** *****

Tillandsia Seedlings - Bob’s Public Mounting Display

Bob produced his hot glue gun, Liquid Nails, a pad of seedlings, a few timber blocks with a hook AND fluffy totem poles that had a hook on top! The fluffy bits were glued on seedlings, each totem dedicated to a different seed batch. These usually hang in the fern house but he had glued on a square base to stand them for his demonstration.

He turned on the hot glue gun, removed the seedlings from the pad with tweezers and placed a few knobs of very hot glue onto the small timber blocks. While the glue was still hot, he placed the base of the seedling into it. The same system was used to ‘fluff’ the totem poles. These can hold 100+, save a lot of individual work and space and also allow good air flow. They can be attached to individual mounts when required. One totem had larger plants so they were heavier Bob used a dab of Liquid Nails, then a dab of hot glue, then added the plant. Done! So easy!



6 Nametag Reward! Last year Sharron suggested that any member wearing their name tag would go in a draw to have first pick of the Raffle Table. Brendan gleefully suggested the Member would also talk on their entrance to bromeliads & provide notes for Bromelcairns. **Frances Boyd** was 'it' for March. She is a special member who has been Treasurer and Librarian and his now Mrs Pots. Thank you for your commitment to our society Frances and for this wonderful presentation.

My Story with Bromeliads by Frances Boyd



Nearly 30 years ago we moved into a new house and a virgin half acre of steep clay and rock hillside devoid of topsoil but backing onto forest. By returning all garden debris back onto the garden we now have a significant topsoil profile. A good friend gave me 2 bromeliads, a *Neoregelia compacta*, an *Aechmea gamosepala*, my daughter a *Tillandsia scheidiana*, and an overblown lettuce that I now recognise as a *Nidularium*. *Neoregelia compacta* multiplied and now has climbed seven to eight metres, but only half way up, a couple of tree ferns. *Till. scheidiana* has also multiplied.



The lettuce changed the story. For years it just grew larger and I enjoyed its light green foliage, and then one morning, to my surprise, the centre had gone fairy floss pink and there were white flowers in the centre. This peaked my curiosity. Over the years I had tried in vain to excavate a hole for a plant in a space that had been crying out for a plant. Each time I, and then my long suffering husband, hit the same obdurate boulder and no amount of crow bar work would shift it. Regretfully, each time the hole had to be filled in. What finally clinched the matter was the sight of a large yellow bromeliad in Gardens. Just the thing for this space as I knew by now that a bromeliad did not need a hole or soil. I was smitten by these and so yearned for one. I stalked a stall owner at the Smithfield markets for 2 to 3 months until he was able to provide me with one. I had now a prized *Aechmea blanchetiana* which still looks proud and beautiful in that place, and guess what, elsewhere as well.

So, little by little, the number of bromeliads in my garden grew - *Aechmea orlandiana*, *Neoregelias* 'Aussie Dream', and 'Fireball'. I realised I needed to know much more about them, how they grew and what I should do with them.

I had found an advertisement for the Cairns Bromeliad Society in a local paper and had kept the telephone number, but as I hate telephones I procrastinated. Finally when

7 I rang, it was to talk to Lynn who invited me to the next meeting which happened to be a 'Blooming Broms' the very next Saturday, where I sat all unbeknownst next to a very kind lady called Grace. From that day I joined the Society, attending nearly every meeting, learning, finding new plants and most importantly enjoying the company. Unfortunately, I am not able to bring many plants into the meetings as I enjoy having the plants in my garden growing wild. One drawback to gardening with these plants is that they need to find the right place where they will grow at their best, with the right amount of sun and shade.

I admit a preference for the grey and purple bromeliads, and have some that I always love and enjoy looking at such as *Aechmeas* 'Little Harv', 'Flamingo', 'JC Superstar', *mulfordii*, amongst others and a *Werauhia sanguinolenta*, which has unfortunately flowered. *Sincoregelias* 'Firecracker', 'Galactic Warrior' and *Orthophytum* 'Starlights' are also favourites.



Thank You Frances, I enjoyed it Thank You for your committee participation over the years

Members - For health reasons you can no longer depend on Bob & I

If we do not have a President & Vice President we will fold. Lynn President represents the society to the public & duties as written in our Constitution: "24.1 (a) the president shall preside as chairperson

(b) the chairperson shall maintain order and conduct the meeting in a proper and orderly manner." Easy - with backup from one of the happiest groups in Oz.

8 APRIL Club Activities & Around the Members



With the Mini Show we had a feast of extraordinary tillandsias in many sizes, shapes and colours, then in Popular Vote there were amazing neoregelias and cryptanthus. We did not know where to look first or select one for our 'must have'

MINI SHOW Tillandsia - Flowering

<<1st *Tillandsia xerographica* - Marguerite Sexton

2nd *Tillandsia flagellata* - Bob Hudson >>




3rd *Tillandsia* "Wonga" - Brendan Leishman

* Bren did not take a pic of his 'Wonga'.

Marguerite's *xerographica* was perfect in shape, colour and good culture, the inflorescence leaves and branches were even - pure excellence.

*Bob's *flagellata* had good colour, the soft green leaves complimenting the pink inflorescence.

Other entries - *capitata* *pseudobaileyi* *lieboldiana*



MINI SHOW Tillandsia - Foliage

1st *Tillandsia xerographica* - Brendan Leishman

2nd *Stigmatadon harrylutheri* - Bob Hudson >

3rd *Tillandsia tenuifolia* dk form - Lynn Hudson



xerographica

tenuifolia dark form

Steven's *tectorum*



9 APRIL - POPULAR VOTE

Bromeliad

1st *Neoregelia* 'Alcatraz' - Dave Weston >>>>

2nd *Neoregelia* 'Sometimes' - Steven French

3rd *Neoregelia* 'Reptonite White' - Steven French

Dave's 'Alcatraz' was amazing - the photo does not show this - it was huge, the leaves were thick and tough, I think they would have sliced bread!

Steven's 'Sometimes' was a beautiful colour. His 'Reptonite White' had formed a beautiful rosette in the centre, so red, almost on fire! Some members had not seen this rosetting before so a discussion on rosetting and 'Medallion' ensued.



Darryl showed a well marked 'Leopard' and Brendan showed 'Bottoms Up'. A member asked about the name - Bren delightedly upended the plant to show the red markings underneath, few on top!

Cryptanthus

1st *Cryptanthus* 'Thriller' - Lynn Hudson

2nd *Cryptanthus* 'Thriller' - Marguerite Sexton

3rd *Forzzaea leopoldo-horstii* - Dave Weston >>>>

This was an interesting stiff prickly newbie for us.

Tillandsia

1st *Tillandsia xerographica* - Marguerite Sexton

2nd *Tillandsia tenuifolia* dark form - Lynn Hudson

3rd *Tillandsia capitata* - Kelly Knight - beautiful
capitata *minutiflora*



ionantha special



Our Beloved President

Brendan Leishman 5.2.67 - 19.4.18



Thursday started with a phone call from Dave with news that none of us wanted to accept - our Wonderful Full-of-Life President was gone from us. Dave asked me to contact our members - not easy, naturally the reactions were shock, disbelief and then heartache.

From Dave: Brendan had a major cardiac arrest this morning just as I was about to leave for work. The Paramedics arrived just after a seizure but were unable to obtain any heart activity. CPR was maintained for over 20mins but they could not obtain any response. Brendan was in good spirits up to the event and was about to get ready for work himself.

His wishes were for a private cremation. A graveside ceremony will be conducted for the interment of his ashes at the grave of his mother Roberta Leishman and half brother Arnold Vea Vea at North Rockhampton Cemetery 2.00PM Saturday 5th May.. This ceremony will be conducted by a celebrant and will be non-denominational.

I am so going to miss my Mate and Partner as I know you all will miss Brendan too.

Bob: Brendan joined us in 2004. He was always a happy go lucky person, always willing to do what had to be done in the Society. As President he ran a great meeting. I will always remember him laughing and having fun.

George Stamatis: Shocked and saddened, can't believe it. Bren will be sorely missed.

Nalda: An unexpected demise is always a shock. Brendan was a great team player, happy, polite, very respectful and helped me often. His enthusiasm for his plants was infectious. "A good person will never fail: he will always be remembered" Psalms 112

Karen and Kay: Our first impression of Brendan and now it will be our forever memory, is one of him with that big welcoming smile he shared with you and everyone who came to our club meetings, he also took that extra time to stop and say hello and have a little chat and would always be willing to share his knowledge of his beloved bromeliads with you. It is that love of bromeliads that lead us to meet the wonderful person that Brendan was. We feel so lucky to have known him. You will be missed Brendan, your smile, your laughter and definitively your amazing scones!

Aaron: I haven't known Brendan a long time but during our encounters he was kind, encouraging and helpful. He has gone too young. To me he was a good leader for the Society and he will be sorely missed.

Marguerite: We will all miss him

Gail: I am completely gutted. I absolutely liked Brendan so much. It's hard to type through the tears. What a tragic loss, he will be missed so very, very much.

Laureen: OMG that is so sad. Brendan..may your star shine bright to help us smile.

Glen & Jodie: Terrible news we are both shocked and saddened. He was a fave of ours from the very beginning of our relationship with the society.

Sharron and Greg: Brendan you were so special and our meetings will never be same. We will never forget you as we thought the world of you. Forever in our hearts.

Christel: Brendan's smile always reached his eyes and lighted up his whole face. It always left me with the impression that he was genuinely pleased to see us. He was so very efficient in every task he committed himself to; always helpful; always courteous and a very nice person. He will be missed.

Robyn Forrester: Brendan was a bright shining light in guiding the society with his professional approach to running our meetings. He was always willing to share his knowledge about tillandsias with me. He always had a big bright smile and enjoyed running the raffles. His loss will leave a very big hole in our society and be hard to fill.

Steven French: Brendon was one of the nicest people I have met in my life. He was always happy, polite, ready to help with any problems, a great plant grower and always ready to pitch in with club related work, doing more than his fair share without complaint. I will find it strange not having him around and will miss his company greatly. I wish there were more like him. I know every one else will feel the same way.

Kelly Knight: My time with the society has been short but upon meeting and getting to know so many members has been awesome...one in particular, very special - Brendan. I am proud and happy to call him my beautiful, kindhearted, thoughtful, loving amazing friend. Your hugs so willingly given will be missed. Rest in peace my gorgeous friend. Fly free with your new wings.

Karen Stevens: I was nearly speechless when Lynn told me about Brendan, I am still sort of in disbelief. Brendan - this man who loved his life, loved everyone, never had a bad word to say about anyone, a gorgeous soul whose smile and laughter was infectious, the room lit up when he entered. Once you met Brendan you could never forget him. If I was unhappy for any reason he knew and gave me one of those big hugs. He was ripped from our hearts in an instant - my heart is still torn, but even after it has healed you Brendan will remain in it forever. I will never forget you.

Frances: I only knew Brendan from the society meetings. Each time I picture a meeting I see Brendan's smiling friendly face. When he greeted me and chatted I always felt that I was wanted, welcomed and belonged to that meeting. That was a gift that he had, to make people feel comfortable and at home, as I am sure I was not the only one to feel that way. He was always happy and was generous and giving to the club and its members. We will all remember his delicious afternoon teas.

At a meeting after Cyclone Yasi we were recounting some of our experiences and I have always remembered the story told by Dave and Brendan that they had stuffed their many many bromeliads into their garage for protection. Brendan had been more careful and slow emptying the garage but Dave's comment was to just "get them out without worrying about Feng Shui". This has always evoked for me a rather humorous picture. I along with everyone else will miss Brendan.





Tel: (07) 4035 2670 | Fax: (07) 4035 2698

279 Spence Street, Bundaberg | PO Box 166, Bundaberg QLD 4670

Email: sales@nuleaf.com.au | www.nuleaf.com.au

*fertilisers *fungicides *herbicides *spraying equipment
*plastic pots *orchid & squat pots *planter bags *plant tags
*potting mix *perlite *vermiculite *charcoal *orchid bark
*shade cloth *poly films *weed control mat



Everything for growing gardens

Hudson's Bromeliads Down Under

Bromeliads & Tillandsias **Bob & Lynn Hudson** ABN 66 951 932 976

47 Boden St. Edge Hill Cairns Phone: (07) 40533 913 043752241

email: lynnie@ledanet.com.au

www.bromeliadsdownunder.wordpress.com



Cairns Lovebirds - bred by Karen Stevens

6 Alabama Street, Whiterock, Qld 4868

Phone 0419021302 bpkstevens@bigpond.com



"Bloomin' Broms" 2018 Saturday 2nd June 2018 only

Cominos House, cnr. Little & Greenslopes St., Edge Hill

Good Company, Interesting Guest Speakers, Great Plants.

Seminars Saturday morning only. Sales 8:30am to 4:30pm

Sales & Seminars, Cultivations Demonstrations, free entry.

Open to the General Public, free entry

Contact Lynn on 07 40533913 or lynnie@ledanet.com.au



"Bromeliad Cultivation Notes" by Lynn Hudson

A little how-to book. Cultivation made easy. Basics in language anyone can follow

John Catlan's notes - "Bromeliads Under the Mango Tree"

A 'must have' book to help you think and grow your bromeliads better.

Booklet prepared & printed by Lynn Hudson

Both available in bulk at reduced price.

Contact Lynn on 07 40533913 or lynnie@ledanet.com.au or

www.bromeliadsdownunder.wordpress.com

"Tillandsias my Way" by Bob Hudson

Tillandsia care Bob's way tillandsiabob@gmail.com

