



Bromelcairns



Bimonthly Newsletter of Cairns Bromeliad Society Inc. 2017 # 4

P.O. Box 28 Cairns Queensland 4870 Australia

President	Brendan Leishman	0740578604
V-President		
Secretary	Dave Weston	0740578604
Treasurer	Kelly Knight	0418768167
Librarian	Steven French	0740322283
Editor	Lynn Hudson	0740533913
Editor Assist.		
Concierge	Nalda Wilson	0740544825
Pop. Vote Steward	Marguerite Sexton	0740531645
Show Assistant Steward		
OIC Raffles	Karen Stevens	0740361086
OIC Pots	Frances Boyd	0740552550
	Honorary Life Member - Grace Goode O.A.M.	
	Honorary Life Member - Kay Edington	
	Life Member - Lynn Hudson	
	Life Member - Robert (Bob) Hudson	



Aims of the Society

**Promote and Develop Interest in Bromeliads through Friendship
To Co-operate with similar Clubs throughout the World**

Membership Fee: \$15 Single, \$25 Family, Country Member \$25.
\$7.50 junior (if not in family membership)

Meetings start at 1.pm sharp first Saturday of the month.

Please bring a cup and a chair.

Library: All books & magazines borrowed are to be returned in good order to the following meeting. If not on wait list, they may be rebooked.

Plant Display/Sales: To participate, a member must be financial and circumstances permitting, have attended at least three meetings in the past six months. Where the society is charged a stall fee - 20% of sales are deducted for club funds. No charge venue & meetings - 10% of sales is deducted. All plants to be clean, free of disease, named and price tagged.

Show Plants: Must be the property of and in the custody of the entrant for the past three months. For Society Shows the entrant must be financial and have attended at least three meetings during the past six months.

Pens, Plant Tags & Pots: available at each meeting.

If reprinting article, wholly or in part, please acknowledge Author & Newsletter. Any article &/or Bromelcairns will be Emailed on request to lynnie@ledanet.com.au

Previous issues are on my website www.bromeliadsdownunder.wordpress.com



Club Activities & Around the Members

JULY: We seconded our visitor from Brisbane Peter Ballot be our Judge for the mini show. We had a good range of plants entered, three in the Guzmania section and six in Vriesea section. Steven's 'Sir Albert' had good colour in the many thin leaves. Whilst not an easy plant to grow without adverse markings, it was nearly perfect. Second was my *sanguinea*, in full colour and a few yellow flowers to open. Marguerite's *musaica* was in spike, the cute yellow ball above the leaves.

MINI SHOW - Guzmania

1. *Guzmania* 'Sir Albert' - Steven French
2. *Guzmania sanguinea* - Lynn Hudson
3. *Guzmania musaica* - Marguerite Sexton

MINI SHOW - Vriesea & Werauhia


1. Vr. 'Galaxy' Bernice Mark
2. Vr. 'Purple Rain' Brendan Leishman
3. *Goudaea* 'Batik' - Lynn Hudson



Guzmania 'Sir Albert'



sanguinea variegated



musaica



^Vr. 'Galaxy' showed by Bernice Mark was exquisite & very well presented, certainly deserved first placing.

Bren's vriesea still has some growing but already has excellent depth of colour. We are not sure of the name. < *Goudaea* 'Batik' created a lot of interest. Another *ospinae* hybrid distributed by Bullis nursery in Miami.

3 JUNIOR & NOVICE - Nil Entries

OPEN - Bromeliad

- 1st. *Achmea* 'Samurai' - Dave Weston
- 2nd. *Vriesea* 'Galaxy' - Bernice Mark
- 3rd. *Guzmania sanguinea* - Lynn Hudson

Cryptanthus

- 1st. *Cryptanthus* 'Staten Ribbons' - Bernice Mark
- 2nd. *Cryptanthus* 'Frost Zeb' - Dave Weston
- 3rd. *Cryptanthus* 'Kakadu' - Brendan Leishman

Tillandsia

- 1st. *Tillandsia bulbosa* 'Monster' - Bob Hudson
- 2nd. *Tillandsia* 'Albert the Great' - Bob Hudson
- 3rd. *Tillandsia fasciculata minor* - Paul Venturi



Cryptanthus 'Staten Ribbons'



'Frost Zeb'




'Kakadu'

Tillandsia bulbosa 'Monster'

Tillandsia 'Albert the Great'





Vriesea 'White Cloud'



Vriesea 'Orange Crush'

Brendan showed a lovely clump of *Vriesea* 'White Cloud' an easy to grow and attractive plant. Marguerite showed a clump of *Vriesea* 'Orange Crush'. well named with six bright orange paddles.

Lynn showed two other smaller growing *Guzmania sanguinea*. The top one is *sanguinea* var. *brevipedicellata* and the smaller one is from Costa Rica and the leaves are darker, almost brown. The central colours are vibrant but they do not hold colour very long. Take care when removing the expired mother as the flowers self pollinate and there is usually plenty of seed. This seed core will sit at the base of the new plant until ripe, then explode into a mass of soft golden tailed seed. This seed is easy to grow, ('Bromeliad Cultivation Notes' page 6)



Guzmanias are easy to grow once you get the mix right. They will grow in shadier positions than vrieseas. They come in many inflorescence shapes, sizes and colourings. There are many small plants on the market, usually with girls names that have been produced from tissue culture, they reproduce well, so each year you will have one flowering.

Guzmania musaica has both a small and large form. In habitat the small one grows through other vines and therefore does not need a strong root system - in cultivation it seldom makes a good root system so do not blame your growing system!!!



Cairns Show 2017



We had 147 entries this year, three from outside the society - a fat high mound of *Dueterochonia brevifolia* from Rose Bonehill and two hybrids by Aaron Smythe - a very desirable dark aechmea and a tall fat Hohenbergia. Our judge again was Neville Ryan and he was impressed with the entries. He said flashes of excellent neoregelias had haunted him all year and he was happy to see his mind was not playing tricks. We had some real beauties to show him from various members but Steven scored the trifecta in the over 400mm section!

Champion Bromeliad was *Neoregelia* 'Confused' grown by **Steven French**.

Reserve Champion *xSincoregelia* 'Galactic Warrior' grown by **Bredan Leishman**
The plants were very well grown I will let them amaze you as a picture = 1000 words.

Congratulations to each entrant - You are each a Winner







Thank You to the Show helpers - Dave, Karen and Lesley who pencilled, carried plants, recalled me when I was wrong, moved plants, sorted the groups, filled out more cards, then moved the plants again, & finally put out the cards. THANK YOU, you were each priceless!



Club Activities & Around the Members



AUGUST: We had a good roll up with 2 visitors, Linda & Aaron.

There was much chatter about the Show and Aaron Smythe showed his hybrids and his new system he has for seed growing. Our mini show was neoregelias and we drooled over the Show Champion and other lovely bromeliads.

MINI SHOW – Neoregelia

- 1st *Neoregelia* ‘Confused’ - Steven French >>>>
- 2nd *Neoregelia* ‘Gee Whiz’ x ‘Brazil’ – Brendan Leishman
- 3rd. *Neoregelia* ‘Sonic Boom’ - Bernice Mark

MINI SHOW – Neoregelia Midi

- 1st *Neoregelia* ‘Groucho’ - Dave Weston
- 2nd *Neoregelia* ‘Wild Rabbit’ – Steven French
- 3rd. *Neoregelia* ‘One & Only’ - Bernice Mark

MINI SHOW – Neoregelia Mini

- 1st *Neoregelia* ‘Dyn-o-Mite’ - Frances Boyd
- 2nd *Neoregelia* ‘Palmares’ – Brendan Leishman
- 3rd. *Neoregelia* ‘Pheasant’ - Dave Weston

MINI SHOW – Neoregelia Multiple

- 1st *Neoregelia* ‘Annick’ - Frances Boyd
- 2nd *Neoregelia lilliputiana* hybrid – Brendan Leishman
- 3rd. *Neoregelia* ‘Rafa’ - Dave Weston

JUNIOR - Nil entries **NOVICE** - Nil entries

OPEN - Bromeliad

- 1st. *Neoregelia* ‘Donger’ - Frances Boyd
- 2nd. *Neoregelia* ‘Lucifer’ – Brendan Leishman
- 3rd. *Neoregelia* ‘Confused’ – Steven French


Cryptanthus

- 1st *Cryptanthus warasii* - Dave Weston
- 2nd *Cryptanthus* ‘Jean Nichol’ – Bernice Mark
- 3rd. *Cryptanthus* ‘Kakadu’ - Brendan Leishman

Tillandsia

- 1st *Tillandsia stricta* – Marguerite Sexton
- 2nd. *Tillandsia bergeri* x *tenuifolia* - Paul Venturi
- 3rd. *Tillandsia* ‘Houston’ – Frances Boyd

< Groucho
Lucifer v






9 We planned two sections for neoregelias but with so many beautiful plants we finally had four! Normal, midi, mini & clumps!



Then there were Cryptanthus & Tillandsias !!



10 Flowering Bromeliads



Suddenly I have inflorescences popping out of my bromeliads, such colourful surprises and the beat of Springtime is yet to come! First it was *Aechmea* ‘Dart’ followed by *brevicollis*, then *weilbachii leodensis* and *pendula* and a billbergia hybrid by Ross Draper. Then I noticed a white fat spearpoint in *Ursulaea macvaughii*! As it cascades out from the centre over the leaves, the scape bracts slowly change to pink and the ovaries are very scurfy. Then out come the exquisite navy blue flowers! How amazing this plant is.



It has large green leaves with cruel serrations. ending in a vicious point.

Out of flower the boring looking plant takes a square metre of space From offset it takes 5 years to flower, from seed add another 3 years. But what a ripper plant it is in spike! Seeds for Christmas presents this year!!

I have a new Facebook friend - **Eli Hadish of Israel.**

Eli showed some of his plants. I commented they were well grown and he said there were few bromeliads in Israel. I asked Bob to dry out some seeds and we posted 3 sets as a trial. One week later he received them and the following week he messaged to say there were germinations in each set! Well done Eli, we will send more.//

**Springtime is pinspot SCALE hatching time.
Spray now! Defender Maxguard or Confidor**

* Out bicycling one day with my eight-year-old granddaughter, Carolyn, I got a little wistful. "In ten years," I said, "you'll want to be with your friends and you won't go walking, biking, and swimming with me like you do now. Carolyn shrugged. "In ten years you'll be too old to do all those things anyway."

* Working as a pediatric nurse, I had the difficult assignment of giving immunization shots to children. One day, I entered the examining room to give four-year-old Lizzie her injection.

"No, no, no!" she screamed.

"Lizzie," scolded her mother, "that's not polite behavior."

With that, the girl yelled even louder, "No, thank you! No, thank you!"

* While I sat in the reception area of my doctor's office, a woman rolled an elderly man in a wheelchair into the room. As she went to the receptionist's desk, the man sat there, alone and silent. Just as I was thinking I should make small talk with him, a little boy slipped off his mother's lap and walked over to the wheelchair. Placing his hand on the man's, he said, "I know how you feel. My Mom makes me ride in the stroller too."

* I rode to the bottle shop today on my bicycle, bought a bottle of Bundy Rum & put it into the cycle basket. As I was about to leave I thought to myself that if I fell off my bike the bottle would break. So I drank all the Bundy before I cycled home. zIt turned out to be a very good decision, because I fell off my bicycle seven times on the way home.



Nothing just happens or just gets done,
Someone has to make it happen or do it.





Tel: (07) 4035 2670 | Fax: (07) 4035 2698

279 Spence Street, Bungalow | PO Box 166, Bungalow QLD 4870

Email: sales@nuleaf.com.au | www.nuleaf.com.au

*fertilisers *fungicides *herbicides *spraying equipment
*plastic pots *orchid & squat pots *planter bags *plant tags
*potting mix *perlite *vermiculite *charcoal *orchid bark
*shade cloth *poly films *weed control mat



Everything for growing gardens

Hudson's Bromeliads Down Under

Bromeliads & Tillandsias **Bob & Lynn Hudson** ABN 66 951 932 976

47 Boden St. Edge Hill Cairns Phone: (07) 40533 913 043752241

email: lynnie@ledanet.com.au

www.bromeliadsdownunder.wordpress.com



Cairns Lovebirds - bred by Karen Stevens

6 Alabama Street, Whiterock, Qld 4868

Phone 0419021302 bpklstevens@bigpond.com



"Bloomin' Broms" 2nd June 2018

Cominos House, cnr. Little & Greenslopes St., Edge Hill

Good Company, Interesting Guest Speakers, Great Plants.

Seminars Saturday morning only. Sales 8:30am to 4:30pm

Sales & Seminars, Cultivations Demonstrations, free entry.

Open to the General Public, free entry

Contact Lynn on 07 40533913 or lynnie@ledanet.com.au



"Bromeliad Cultivation Notes" by Lynn Hudson

A little how-to book. Cultivation made easy. Basics in language anyone can follow

John Catlan's notes - "Bromeliads Under the Mango Tree"

A 'must have' book to help you think and grow your bromeliads better.

Booklet prepared & printed by Lynn Hudson

Both available in bulk at reduced price.

Contact Lynn on 07 40533913 or lynnie@ledanet.com.au or

www.bromeliadsdownunder.wordpress.com

