

BROMELETTER

THE OFFICIAL JOURNAL OF
THE BROMELIAD SOCIETY
OF AUSTRALIA INC.

Published by the Bromeliad
Society of Australia Society
bromeliad.org.au



ISSN 2208-0465 (Online) October November December 2024 Vol 62:No 4



Please send articles for Bromeletter to
editor@bromeliad.org.au
and all other correspondence to:

The Secretary, Bromeliad Society of Australia Inc.
PO Box 340, RYDE NSW 2112.
Photo by Pat Sharpley of Bob Sharpley

BROMELETTER

THE OFFICIAL JOURNAL OF
THE BROMELIAD SOCIETY
OF AUSTRALIA INC.

bromeliad.org.au

COMMITTEE

ISSN 2208-0465 (Online)
October November December
2024 Vol 62:No 4



President	Ian Hook	0408 202 269
	president@bromeliad.org.au	
Vice President(1)	Kerry McNicol	0439 998 049
	membsec@bromeliad.org.au	
Vice President (2)	Vacant	
Secretary	Amal Eid	
	amalianne@yahoo.com.au	
Treasurer	Maureen Johns	0414 338 982
Assistant Treasurer	Vacant	
Editor	Nina Woodcock	0488 089 374
Member	Helga Nitschke	044 7955 562
Member	Carolyn Bunnell	9649 5762
Member	Karen Czarnecki	0439 672 826
Member	Pat Sharpley	
Member	Bob Sharpley	

OFFICE BEARERS

Book Sales & Librarian	Ian Hook
Member Secretary & Purchasing Officer	Kerry McNicol
Catering	Joy Clark Helga Nitschke
Raffle Sales	Peter & Kath Fitzgerald
Plant Sales	Pat Sharpley Maureen Johns plus volunteers
Plant of the Month / Show Registrar	Terry Davis
Show coordinators	Ian Hook / Terry Davis
Publicity Officer	Di Tulloch
Public Officer	Kerry McNicol

LIFE MEMBERS

Allan Beard
Carolyn Bunnell
Terence Davis
Ron Farrugia
Ian Hook
Graham McFarlane
Kerry McNicol
Bill Morris
David Scott
Joy Clark
Helga Nitschke

CONTENTS

October Meeting Topic	4
Bob Sharpley Watering Systems	4
Plant of the month competition October 2024	8
Plant of the Month competition November 2024	10
Plant of the Month competition December 2024	12
Membership Form 2025	14
AGM Notice for 2025	18
October Meeting Topic	20
Nina Woodcock Growing From Seed	20
Seed Bank	26
Monthly Trading Account Report 2024	26
Literature for Sale	27

UPCOMING EVENTS

@Federation Pavilion, Showground Rd, Castle Hill NSW 2154, Australia

The next meeting of the Bromeliad Society of Australia will be held at the Federation Pavilion, Castle Hill Showground, Castle Hill on Saturday,

15th January with sales to the public from 10am and the meeting commencing at 12 noon. We also have our very popular plant raffle.

For further details please contact Ian Hook, President BSA on mobile 0408 202 269, email ianhook1@bigpond.com or refer to www.bromeliad.org.au for the latest updates.

The combined Plant Fair will be held at @Federation Pavilion, Showground Rd, Castle Hill NSW 2154, on Saturday the 1st February 2025.

The 2025 Australasian Bromeliad conference will be held at the Eaton's Hotel Brisbane from Tuesday the 28th of October to Friday the 31st October 2025.

Membership fees are now overdue (due 1st January 2025) the membership application form is on p13.



NEW MEMBERS:

OCTOBER MEETING TOPIC

BOB SHARPLEY WATERING SYSTEMS

I was tired and frustrated at so many plants being damaged by heat and low humidity. So I researched watering systems available at Bunnings.

I purchased a Holman Bluetooth system and ran it but found it not appropriate because I had to be within approximately 10 metres of the hub.

THEN . . . I discovered Wi-fi systems and found that was the perfect solution I went back to Bunnings to see what they had using WiFi. A stranger recommended I use an ORBIT brand WiFi watering system called B-Hyve. I purchased it, took it home and set it up.

Setup, was easy to do.


So I started building my watering and misting system. If an extension is needed, you can purchase one or more tap timers to add systems



Both systems can be run from the same tap with two tap timers (one at a time).



For my Misting system I chose the Nylex brand piping and Misting parts because of their ease of installation and their UV protection. I started installing the piping overhead using Nylex mounting clips. Connect piping to the tap connector, then connect to the tap. Then I started fitting the Misting nozzles approximately 1 metre apart or where needed.



For the watering system I used 19mm poly pipe and fittings which was sufficient to supply the water I needed. Then because my system was overhead, I had to find a spray nozzle that sprayed straight out.

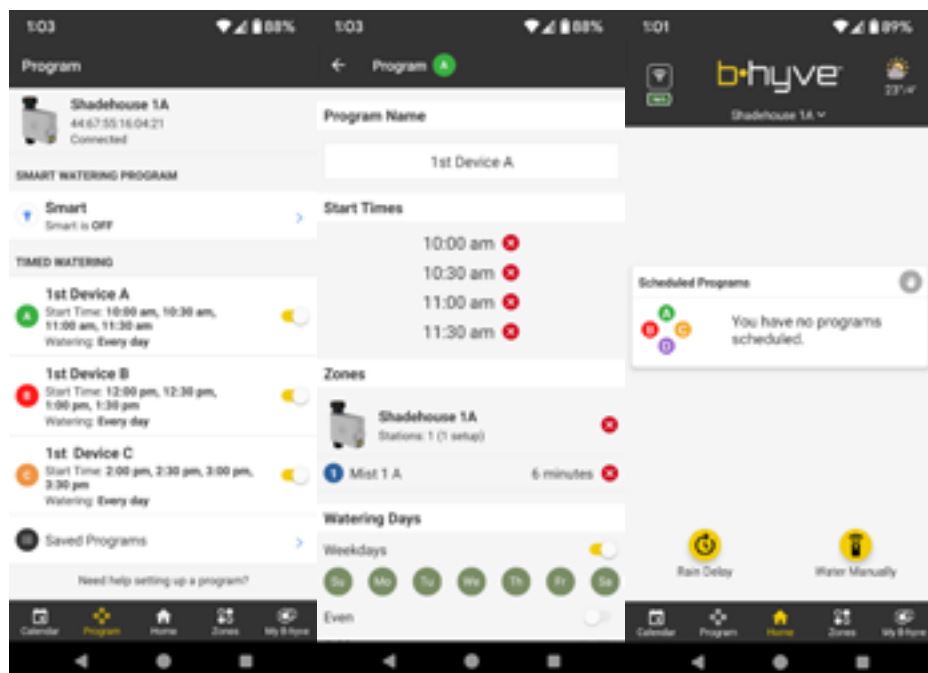
Using the Orbit b-hyve Application

After installing the watering system as outlined above download the app from the app store and set it up. You can control the device from your phone remotely using the b-hyve wifi hub.

You can schedule multiple devices to water from the app. It is also now possible to enable smart watering which uses Weather sensing technology drawing data from live weather feeds and historical data.

Bob will be repeating this talk in March 2025 and covering a lot of the questions that were raised during this talk.


For more info see <https://www.orbitonline.com/collections/b-hyve>





Getting help

If you encounter a problem you can contact B-Hyve directly by phone and they will talk you through any issues you have



b-hyve System Costing

4m UV piping approx \$14
 Misting nozzles PK of 5 approx \$14
 Tap connector approx \$10
 mounting clips PK of 10 approx \$6
 B-Hyve tap timer c/w hub approx \$135
 B-Hyve tap timer approx \$113

PLANT OF THE MONTH COMPETITION

OCTOBER 2024

Open Judges Choice

First	<i>Neoregelia</i> ‘Orange Crush’	Nina Woodcock
Second	<i>Billbergia</i> ‘Kolan Fantasy’	Harold Kuan
Third	<i>Tillandsia</i> ‘mauryana’	Harold Kuan

Open Members Choice

First	<i>Neoregelia</i> ‘Orange Crush’	Nina Woodcock
Second	<i>Billbergia</i> ‘Kolan Fantasy’	Harold Kuan
Third	<i>Tillandsia</i> ‘mauryana’	Harold Kuan

Novice Judges Choice

First	<i>Neoregelia</i> ‘Hawaiian Fantasy’	Bill Homer
Second	<i>Vriesea</i> ‘White Mystic’	Phill Ross
Third	<i>Neoregelia</i> ‘Torch Dancer’	Bill Homer

Novice Members Choice

First	<i>Aechmea bromifolia</i>	Phill Ross
First	<i>Vriesea</i> ‘White Mystic’	Phill Ross
Third	<i>Neoregelia</i> ‘Hawaiian Fantasy’	Bill Homer

Margaret Draddy Artistic Competition

First	‘Blossoms’	Janet Kuan
Second	‘Sailing’	Anna Ernst

Neoregelia 'Orange
Crush'



Billbergia 'Kolan
Fantasy'



Tillandsia 'mauryana'



Neoregelia 'Hawaiian
Fantasy'



Neoregelia
'Torch
Dancer'

Neoregelia
'Torch Dancer'



'Blossoms'

Apologies some entries were not photographed

PLANT OF THE MONTH COMPETITION

NOVEMBER 2024

Open	Judges Choice	
First	<i>Tillandsia</i> 'Magic Blush'	Harold Kuan
Second	<i>Dyckia</i> 'Migalo Hybrid'	Harold Kuan
Third	<i>Neoregelia</i> 'Savoy Truffle'	Ian Hook
Open	Members Choice	
First	<i>Neoregelia</i> 'Apricot Nectar'	Bill Homer
Second	<i>Vriesea flammea</i>	Helga Nitschke
Third	<i>Tillandsia</i> 'Magic Blush'	Harold Kuan
Novice	Judges Choice	
First	<i>Neoregelia</i> 'Bottoms Up'	Bill Homer
Second	<i>Neoregelia</i> 'Lani'	Bill Homer
Third	<i>Neoregelia</i> 'Lucifer'	Bill Homer
Novice	Members Choice	
First	<i>Neoregelia</i> 'Bottoms Up'	Bill Homer
First	<i>Neoregelia</i> 'Lucifer'	Bill Homer
Third	<i>Neoregelia</i> 'Lani'	Bill Homer
Third	<i>Neoregelia</i> 'Moon Dust'	Jolande Beamster
Tillandsia	Judges Choice	
First	<i>Tillandsia fuschii</i>	Helga Nitschke
Second	<i>Tillandsia</i> 'Nellie Rose'	Helga Nitschke
Third	<i>Tillandsia fuschii f. gracillis</i>	Harold Kuan
Tillandsia	Judges Choice	
First	<i>Tillandsia</i> 'Nellie Rose'	Helga Nitschke
Second	<i>Tillandsia fuschii</i>	Helga Nitschke
Third	<i>Tillandsia fuschii f. gracillis</i>	Harold Kuan
Margaret Draddy Artistic Competition		
First	'Magic Flame'	Janet Kuan

Tillandsia
'Magic
Blush'



Dyckia 'Migalo Hybrid'



Neoregelia 'Savoy
Truffle'



Neoregelia
'Apricot
Nectar'



Vriesea
flammea



Neoregelia
'Lucifer'



Neoregelia
'Bottoms
Up'



Neoregelia
'Lani'



Tillandsia fuschii f.
gracillis



Tillandsia fuschii



Tillandsia 'Nellie Rose'



Neoregelia 'Moon Dust'



'Magic Flame'



PLANT OF THE MONTH COMPETITION

DECEMBER 2024

Open	Judges Choice	
First	<i>Dyckia delicata cyanophylla</i>	Harold Kuan
Second	<i>Vriesea delicatula</i>	Kerry McNicol
Third	<i>Neoregelia</i> 'Jen's Tiger'	Philip La
Open	Members Choice	
First	<i>Vriesea delicatula</i>	Kerry McNicol
Second	<i>Dyckia delicata cyanophylla</i>	Harold Kuan
Third	<i>B.</i> 'Domingos Martins' x 'Kolan Crisp'	Nina Woodcock
Novice	Judges Choice	
First	<i>Vriesea delicatula</i>	Phil Ross
Second	<i>Neoregelia</i> 'Lime & Lava'	Bill Homer
Third	<i>Neoregelia</i> 'Gold Sparks'	Bill Homer
Novice	Members Choice	
First	<i>Vriesea delicatula</i>	Phil Ross
Second	<i>Neoregelia</i> 'Lime & Lava'	Bill Homer
Third	<i>Neoregelia</i> 'Gold Sparks'	Bill Homer
Tillandsia	Judges Choice	
First	<i>Tillandsia fuchsii</i> var <i>fuchsii</i>	Harold Kuan
Second	<i>Tillandsia leiboldiana</i> purple bracts	Kerry McNicol
Third	<i>Tillandsia</i> 'Selerepton'	Harold Kuan
Tillandsia	Members Choice	
First	<i>Tillandsia</i> 'Selerepton'	Harold Kuan
Second	<i>Tillandsia</i> 'Boreen'	Harold Kuan
=Third	<i>Tillandsia fuchsii</i> var <i>fuchsii</i>	Harold Kuan
=Third	<i>Tillandsia leiboldiana</i> purple bracts	Kerry McNicol
Margaret Draddy Artistic Competition		
First	'Santa's Coming to Town'	Janet Kuan
Second	'Back Shed'	Anna Ernst
Third	'African Vibes'	Linda Molloy

Dyckia delicata
cyanophylla



Vriesea delicatula




B. 'Domingos
Martins' x 'Kolan
Crisp'



Neoregelia 'Jen's
Tiger'



Vriesea
delicatula



Neoregelia
'Lime & Lava'



Neoregelia
'Gold Sparks'

Tillandsia fuchsii var
fuchsii



Tillandsia
leiboldiana
purple bracts



Tillandsia 'Selerepton'

'Santa's Coming to Town'



'Peace'



'Back Shed'



'African Vibes'

THE BROMELIAD SOCIETY OF AUSTRALIA

MEMBERSHIP FORM 2025



Single/family – newsletter by post. (in Australia)	\$35	
Single/family – newsletter by email. (Worldwide)	\$25	
Add Airmail Postage Asia/Pacific zone incl NZ.	\$58	
Add Airmail Postage - UK, Europe, S. Africa.	\$87	
USA (and rest of the world).	\$81	
NB - Membership fees are due every calendar year on the 1st January.	Total due	

PLEASE PRINT ALL DETAILS

MEMBER DETAILS

First name (s).....Surname

Email

Phone: Mobile Home..... Work

Address

PAYMENT METHOD

☐ Cash ☐ Cheque ☐ Direct Deposit ☐ Credit Card

Direct deposit to Bromeliad Society of Australia Inc BSB 062180 Acct No 1001 0802.

Include your initial and surname in deposit reference:

Payment by **Credit card**—below details required:

Credit card type (AMEX not accepted)

Card holder name

Card number..... Expiry

Signature.....

HOW TO RETURN MEMBERSHIP FORM AND PAYMENT

Ensure you **return this form** with payment by one of these methods:

- In person, at a BSA meeting to the membership secretary;
- Email: scan form and send to Subscriptions@bromeliad.org.au;
- Post: The Membership Secretary, The Bromeliad Society of Australia, PO Box 340, Ryde, NSW 2112, Australia.

In line with The Privacy and Personal Information Protection Act(1998), BSA seeks your permission to use your personal information in society newsletters, social media, Facebook and Website pages. This may include your name as a prize winner, as a member who raised questions during meetings, in member profiles, as a member who has grown /brought in a plants and/or your location (suburb only) in relation to where a bromeliad has been grown. I agree for my personal information to be used in BSA publications.

☐ YES ☐ NO Signature



BROMELIAD SOCIETY OF AUSTRALIA INC.

ANNUAL GENERAL MEETING & ELECTION OF
OFFICE BEARERS

AGM NOTICE FOR 2025

SATURDAY 8th FEBRUARY 2025 NOTICE IS HEREBY GIVEN

That the Annual General Meeting of The Bromeliad Society of Australia Inc. will be held on Saturday 10th February 2025 at the Federation Pavilion, Castle Hill Showgrounds commencing at 12noon.

At each AGM 'all elected office bearers. . . shall retire and the meeting shall elect members to fill the positions (Rule 25) as set out in rule 17'. (Rule 17 states that the Management Committee of the Society shall be not less than seven(7) and not more than twelve(12) members (called Office Bearers). The President, Vice Presidents (2), Secretary, Treasurer, Editor and Membership Secretary, shall be ex-officio members of the committee).

Candidates for each position on the committee must be nominated and seconded; such nominations to be signed by each nominator and nominee and to be in the hands of the current Secretary at least twenty-one (21) days before the AGM. The last date for the receipt of nominations by mail/email will be:
Saturday 18th January 2025

Only members whose subscriptions are fully paid for 2025 will be eligible to nominate/accept nomination and vote. (Rule 32)

Members wishing to stand for positions on the Executive Committee and other offices within the Society, should obtain the relevant form from the Secretary. They should ensure that the form is completed appropriately and in the hands of the Secretary not later than Saturday 18th January 2025.

AGENDA: Minutes of the previous AGM 2024
 President's Annual Report
 Treasurers Annual Financial Report
 Vacate all committee positions
 Election of Officers
 Matters arising from the above.

General Business will be discussed at the general Meeting held on the same day, following the conclusion of the AGM.



Nina Woodcock's fence forest

OCTOBER MEETING TOPIC

NINA WOODCOCK GROWING FROM SEED

This talk covered different methods for growing bromeliads from seed. I had originally wanted to hybridise hoyas but the procedure for pollinating the flowers was too fiddly, so I didn't pursue that.


After discovering some beautiful Neoregelia at a local market sold by Steve and Edwina I was hooked and I went and bought as many as I could find, and I am still doing that. I found some amazing bromeliad communities on FACEBOOK that sold bromeliads, and I bought lots, but I wanted more because I was so curious about these plants. They are just so different and there are so many varieties.

Then something happened – I saw some videos about growing bromeliads from seed and I had to know everything. I wanted to see how these amazing plants grew from tiny seeds into huge plants. I asked around for seed and started with neoregelia seeds and started to experiment with techniques. Soak the seeds in water, then plant them in coco peat – that didn't work so well so I tried the normal potting mix I use and that worked. I put the cups on a heat mat in winter and so far that method has been successful.

I leave the seeds in the water until they germinate. When they have two leaves I transfer them to the potting mix cups. This method works with neoregelia, billbergia and aechmea.

For the other varieties I needed to do something different. With vriesea, puya, dyckia and alcantarea I soak the seeds for a few minutes then put them on top of the potting mix in the cups and keep them warm on a heat mat.





top left: six week old seed growing in water, top right: seedlings transferred to soil.

Bottom left and right seedlings at 2 years old.



I have tried many methods to grow tillandsias but the most successful in Sydney is just putting the seeds in gauze bags and hanging them out among my plants. So far using this method I have had success with Tillandsia hybrids of ionantha, gar-dernier, butzii, velutina, faciculata and streptophylla.



Once the plants look strong enough to pot up I leave them together in a clump and put them onto a bigger pot. Once the pot fills out, I separate them into size, large into a pot together and medium and small. That way the larger plants don't get to take over the smaller plants, and the smaller plants get a chance to develop better roots so they can take in more nutrients and grow bigger. In most cases they catch up to the larger plants eventually.

To cross pollinate just transfer pollen from one flower to another when the pollen is loose. That means you can see yellow on your finger or match stick. For neoregelia a matchstick works well – Chester Skotak has a video on You Tube demonstrating this technique. After pollinating the flower base will swell up and change colour when the pods are ripe. Then you can squeeze the seeds into a cup of water. The water needs to be changed every few days to prevent algae from taking over. For tillandsia, I transfer pollen with another tillandsia leaf. The seeds are ripe when the seed pod splits open and the seeds pop out. This is the same with alcantarea and vriesea. Images below show Vriesea flower open, green seed pods, and dried seed.



Where to start?

To start with I would recommend you just cross whatever is in flower at the same time because seeds are what you need to start experimenting with. Everyone's conditions are different. I live near a river so even in the middle of summer there is some humidity in the air. If you live away from water your conditions will be different. That doesn't mean that you can't grow from seed. Bromeliads grow in a wide range of conditions. Start by growing bromeliads that grow in similar conditions to your own in the wild. Desert, cliffs, rainforest, treetops, on the forest floor there is a bromeliad for every position. Except in the dark cupboard under the stairs – that's for the mushrooms. The easiest and fastest bromeliad to grow from seed are billbergias. Find two different billbergias in flower and cross the pollen. For me they don't seem to self-pollinate, so you need two different ones to cross. Add a label to both plants with name of the mother plant the date that you pollinated them and the name of the plant the pollen was from. Once the seeds develop this label can then follow the seeds.



Images 1, 2 and 3 above from left to right, ripe billbergia seed pods, with 2 and 3 showing maturing seedlings at about two years old.

Image 4 is a Neoregelia Firehorse hybrid from Niel Bain, followed by an almost ripe seed pod on an Aechmea, then a collection of pollen in my freezer that I use to pollinate a plant that I want to hybridise but have nothing else in bloom to cross it with.



Image 4.



Image 5. *Aechmea recurvata* German



Image 6.

Once you have has some success with getting seeds and growing them its time to think about what you want to grow. One of my aims was to grow some medium sized pink neoregelias. I want a good shape so I chose *neoregelia* ‘Broken Heart’ and *neoregelia* ‘Homage’ to cross – unfortunately I have not had these two plants in flower at the same time and I haven’t had much success saving pollen from neoregalia. With billbergias is much easier. Just cut the pollen anthers off and store in the freezer until the other billbergia you want to hybridise with is in flower, defrost the pollen for a few minutes and pollenate the flower with a brush or cut off the anthers and pollenate the stamen. (Image 6.)

How do you know if the seeds are ready for neoregelia, billbergia, hylecaecium and aechmea. When the pods change colour you know to start testing by puling the top gently, they are ready when you pull on the tops and they come out easily. If you really have to pull, they are not ready. If you want a feature such as a white stripe or variegation, use a neoregelia that has striations rather than variegation on the middle or edge of a leaf. (Image 4.)

Please give it try it is so rewarding to see the big clumps of seedlings growing up to suit your conditions. They will grow the best in the place where they original grew from seed. Which is another reason I wanted to hybridise in Sydney. Most bromeliads have been hybridised in Queensland, so they suit the longer days and hotter humid conditions. Remember there are no bromeliads that are native to Australia, but they have adapted to our conditions easily. I think there always room for




Billbergia ‘Sangre’ and *Billbergia* ‘Sargent Pepper’.

SEED BANK

If you have seed to donate please contact Terry.

Below is the list of seeds in our Seed Bank.

<i>Puya mirabilis</i>	<i>no date</i>	<i>Bob Maclay</i>
<i>Alcantarea patriciae</i>	07/06/2024	<i>Greg Aizlewood</i>
<i>Alcantarea vinicolor</i>	03/06/24	<i>Kerry McNicol</i>
<i>Tillandsia gardneri</i>	12/07/24	<i>Terry Davis</i>
<i>Alcantarea heloisea</i>	28/08/24	<i>Greg Aizlewood</i>



50¢ per packet (plus postage)
Members or \$1 per packet (plus
postage) for all others Contact
Terry Davis (02) 9636 6114
or 0439 343 809

MONTHLY TRADING ACCOUNT REPORT 2024

	Oct 1st-31th	Nov 1st -30th
Opening Balance	\$25,874.28	\$25,388.18
Receipts	\$308.43	\$644.18
Less Expences	-\$794.53	-\$3,288.75
Closing Balance	\$25,388.18	\$22,515.31

THE BROMELIAD SOCIETY OF AUSTRALIA

ABN 63 152 285 664

Membership



Single/family – newsletter by post. (in Australia)	\$35	
Single/family – newsletter by email. (Worldwide)	\$25	
Add Airmail Postage Asia/Pacific zone incl NZ.	\$58	
Add Airmail Postage - UK, Europe, S. Africa.	\$87	
USA (and rest of the world).	\$81	
NB - Membership fees are due every calendar year on the 1st January.	Total due	

Direct deposit to Bromeliad Society of Australia Inc BSB 062180 Acct No 1001 0802.
Include your initial and surname in deposit reference:

COLLECTORS' CORNER

BROMELIADS – a large colourful range of Bromeliads, both species and hybrids of many genera. Includes a very large range of Tillandsias. A range of tillandsias is offered in the Collectors Corner eBay store: <https://www.ebay.com.au/str/collectorscornervictoria>

We also specialize in orchids, cacti, succulents, hoyas, bonsai and carnivorous plants, PLUS gems, fossils, natural history, books and much MORE!



810 Springvale Rd., Braeside
VIC 3195

PH: 03 9798 5845, FAX: 03 9706 3339

E-MAIL: sales@collectorscorner.com.au

WEBSITE: www.collectorscorner.com.au

M. J. PATERSON

212 Sandy Creek Road,
GYMPIE QLD 4570

A Large Range of Bromeliads For Sale, especially our own hybrid Neoregelias, Tillandsias, Cryptanthus and Vrieseas

Do call in if you are up this way.

But, please, phone first.

Phone/Fax: (07) 5482 3308.

E-mail: wm_paterson@bigpond.com

Also available

Bromeliad Hybrids.

“For My Own Satisfaction” Book 1.

Neos. “For My Own Satisfaction”

Book 2. Crypt., Til., Vr., etc.

Books available on-line at
www.bromeliad-hybrids.com

ESSENTIAL BROMELIAD WEB LINKS AND PAGES

Bromeliad Cultivar Register (BCR): <http://registry.bsi.org/>
for correct identification and spelling of your hybrid or cultivar.

New Bromeliad Taxon List:

<http://bromeliad.nl/taxonlist> Refer to this site for latest species name changes and correct spelling.

Bromeliads in Australia:

<http://bromeliad.org.au/> Refer to this site for the society Newsletters, events and current seed list

The Bromeliad Society of Australia Facebook Page

<https://www.facebook.com/groups/2037990933090559/>

Keep these web sites set as desktop icons for quick reference access.

LITERATURE FOR SALE

<http://www.bromeliad.org.au/Contacts/BSALibrarian.htm>

Bromeliads for the Contemporary Garden by Andrew Steens \$20.00

Bromeliads: A Cultural Manual (Rev. ed. 2007) by BSI \$ 6.00

Bromeliad Hybrids 1: Neoregelias by Margaret Paterson \$25.00

Bromeliads Under the Mango Tree by John Catlan \$10.00

Bromeliad Cultivation Notes by Lyn Hudson \$10.00

Growing Bromeliads 3rd Ed by BSA \$20.00 (\$12 member price)

If undelivered, return to:
Bromeliad Society of Australia
P.O.BOX 340,
Ryde NSW 2112
BROMELETTER



PRINT POST PP
POSTAGE PAID
100029450 AUSTRALIA