



# ***BROMELETTER***

***THE OFFICIAL JOURNAL OF  
THE BROMELIAD SOCIETY  
OF AUSTRALIA INC.***

Issue: **Volume 52 Number 5 - September—October, 2014.**

## **CONTENTS**

Management Details	2,3, 22, 23
Business July meeting	4
<i>Bromsmatta</i> Update	5
Plant of the Month July, August	6, 7
Show & Tell July, August	7, 8, 9, 10
Spring Cleaning—Pests & Disease	10, 15, 17
Canola Oil Spray	11, 15
Photos	12,13,14
Vale - Dawn Williams	18
New Members	19
Treasurer's Report April / May	19
Vale - Owen Heaps	20
Quesnelia 'Red Face' Derek Butcher	21
Seed Bank	23



BROMELETTER is published bi-monthly at Sydney  
by  
The Bromeliad Society of Australia Incorporated.

**Deadlines for articles: 15th of February, April, June,  
August, October and December, To allow for pub-  
lishing in the first week of March, May, July,  
September, November and January.**

<b><u>COMMITTEE</u></b>		
President	Ian Hook (ianook1@bigpond.com)	0408 202 269
Vice President (1)	Robyn Firth	02 4774 2332
Vice President (2)	Ron Farrugia	02 9533 2546
Secretary	Patricia Sharpley	0439 672 826
Treasurer	Alan Mathew	02 9516 5976
Editor	Kerry McNicol	0439 998 049
(membsec@bromeliad.org.au)		
Member	Helga Nitschje	02 9624 1528
Member	Gary Lock	02 9836 2801
Member	John Cornale	02 9823 0987
Member	Joe de Gabriel	02 4976 1409
Member	Eugene Morris	02 9743 6443
Membership Secretary	Kerry McNicol	0439 998 049
(membsec@bromeliad.org.au)		

**BROMELIAD SOCIETIES AFFILIATED WITH THE BROMELIAD  
SOCIETY OF AUSTRALIA INC.**

Bromeliad Society of Victoria.

The Secretary, P.O. Box 101, Darling. Vic. 3145

Caboolture & Districts Brom. Society Inc.,

The Secretary, P.O. Box 748, Caboolture Qld. 4510.

Cairns Bromeliad Society Inc .

The Secretary, P.O. Box 28, Cairns. Qld. 4870

Gold Coast Succulent & Brom. Society

The Secretary, P.O. Box 94, Southport B.C., Southport Qld. 4215.

The Hunter Bromeliad Society Inc.,

C/- 59 Barton St, Mayfield. NSW 2304.

Townsville Bromeliad Study Group,

C/- Mrs K Greenway, 10 Holstein Place, BLACK RIVER. Qld 4814.

**Material for Bromeletter - address to:**

**e-mail: [membsec@bromeliad.org.au](mailto:membsec@bromeliad.org.au)**

**All other correspondence to:**

**The Secretary, Bromeliad Society of Aus-  
tralia Inc.,**

**P.O. Box 340, RYDE NSW 2112.**

*Please Note*

**BROMELIAD plants will be on sale at the Club  
from 12.30 p.m. before the monthly meeting.**

**MEETING VENUE AND TIME**

**SECOND SATURDAY OF EACH MONTH AT THE  
BURWOOD R. S. L. CLUB,  
Cnr. Shaftesbury Road and Clifton Avenue, Burwood.  
Meetings commence at 1.00 p.m.  
in the First Floor Conference Rooms/Auditorium.**

**PLEASE NOTE: AFTERNOON TEA WILL BE ORGANISED BY THE  
CATERING STAFF, NO FOOD IS TO BE BROUGHT INTO THE CLUB**

**MEETINGS PROGRAM**

**September 13 2014 Ordinary Meeting & Show and Tell.  
Talk.**

**October 2014 NO MEETING IN OCTOBER  
Oct 18/19, 2014 BSA Spring Show, Burwood RSL. Club.**

**EVENTS CALENDAR**

Sept. 8-14, 2014 "Bromeliads in Paradise" Honolulu, Hawaii, USA.

Sept 13-14, 2014 Illawarra Brom Society Show Uniting Church Hall– Russell  
Street, CORRIMAL - 9.00 am - 3.30 pm

Sept 27-28, 2014 Plant Lovers Fair- Kariong Mtns High School

**April 16-19, 2015. 18th Australasian Bromeliad Conference,  
Parramatta. NSW.**

**Life Members:**

<b>Grace Goode O.A.M</b>	<b>Margaret Draddy</b>
<b>Bill Morris</b>	<b>Ron Farrugia</b>
<b>Ruby Ryde</b>	<b>Graham McFarlane</b>
<b>Keith Ryde</b>	<b>Eugene Morris</b>
<b>Andre Staelens</b>	
<b>Ken Woods</b>	

**BSA Website**

www.bromeliad.org.au  
president@bromeliad.org.au  
President Ian's Mobile:  
0408 202 269

**MAIL ORDER PAYMENTS BY BANKCARD/MASTERCARD/VISA.**  
**(Subject to A\$10.00 minimum.)**

Members using the Bankcard, Mastercard or Visa mail order facility should provide the following details, printed clearly in block letters, on a separate sheet of paper:-

- Name and address of **MEMBER.**
- **CARDHOLDER** name details, as shown on card.
- Bankcard/Mastercard/Visa number and expiry date.
- **CARDHOLDER** signature (essential).
- Payment details (membership renewal, book purchase, postage, etc.) with \$A amounts for each item.

## VALE

*Sadly we have lost two of our long time members who have passed away, both after serious illness:*

*Dawn Williams, who was our previous Treasurer and Owen Heaps, who was a long time member working behind the scenes to help the club (see pp 18 & 20)*

## BUSINESS

### JULY

#### Introduction

#### Margaret Draddy.

President Ian mentioned that Margaret Draddy is probably unique in the world in that she has attended every Bromeliad Conference. We don't want to break that record, so we have turned some of her considerable donations into a free pass for her for our Conference next April. So whenever she can make it to the Conference, she will be welcome any day to come along.

Also, for some time now Margaret has been crocheting a large rug she wishes to donate for raffle at the Conference. It is almost complete but her eyesight is failing and would like a volunteer to complete the rug. Happily, one of our members Christine Johnson, promptly put up her hand to complete the task.

Also, on her travels Margaret has collected a number of teaspoons over the years from many places and has given them to the Society to auction.

#### Concord Cancer Centre.

Ian reported that a representative from the Concord Cancer Centre at Concord Repatriation Hospital has drawn his attention to the fact that the Centre is setting up a caretaker's cottage in the hospital grounds as a meeting place for patients. She has been contacting various garden groups to offer space in the gardens around the cottage and has included our Society in the offers with a view to including Bromeliads as part of the selections. **David Scott** has brought some in today and Ian will try to arrange a day when we can go to meet some of the people and teach them how to treat and grow Bromeliads.

### SHOW AND TELL—JULY

#### Show and Tell Plants:

**Ian** presented a *Guzmania sanguinea*, which is not very difficult to grow but does not like the cold and needs a sunny sheltered spot. Ron Farrugia mentioned that he has

.. Continued p 7

16TH-19TH  
APRIL 2015

UPDATE

# BROMSMATTA

18TH AUSTRALASIAN BROMELIAD CONFERENCE

The Novotel Parramatta

The Conference Registration form is now available on the web. Early discount available till Jan 31 2015  
[www.bromeliad.org.au](http://www.bromeliad.org.au) then click Bromsmatta Conference 2015.

***If paying by cheque, please make them payable to 'The Bromeliad Society of Australia'***

Remember, this does NOT include accommodation at the Novotel. This should be arranged by you, bookings are now open. (02-9630-4999)

**Conference Registration:** please refer to the website above.

**Sales:** Sales to ***Registrants Only***:- Thursday 6.45-9.00; Friday 3.45-5.00; Saturday 8.00-10.00; as well as during ***Sales to the Public***:- Saturday 10-3.30; Sunday 10.00-1.00

**Speakers:** **Dennis Cathcart** - co-owner Tropicflora Nursery, Florida USA and collector of many new species.

**Nigel Thompson** - Dandaloo Nursery. Grows and develops outstanding Vriesea.

**Bruce Dunstan** - Widely published and respected grower. South America traveller and collector.

**Dr. Theresa Bert** - Biologist, BSI master Judge. Specialist in Bromeliad botany, ecology and evolution.

**Doug Cross** - Director of Cryptanthus Society International and hybridiser.

**Laurie Dorfer**- Bromeliad Judge with extensive qualifications in Horticulture and Arboriculture.

**Andy Siekkinen** - Scientist, explorer, tour guide, discovering and collecting Tillandsia and terrestrials.

**Pamela Koide Hyatt** - Bird Rock Tropicals Nursery, extensive exploration and discoveries.

**Peter Tristram** - Forest Drive Nursery, collector and importer of rare Bromeliads.

**Planning** is progressing and, as news becomes available, we will update on the website and in this section.

**AS ALWAYS** these things don't just happen, so please when the time comes, think about ***VOLUNTEERING*** for a job or two, as we get closer to the big event.

## **DONATIONS**

As you are aware running a Conference is a very expensive exercise. All donations are greatly appreciated and will be acknowledged in this Journal.

Thank you Greg Aizlewood  
Townsville Bromeliad Study Group

## Plant of the Month Competition

### July 2014

#### Open

1st  
2nd  
3rd

#### Judge's Choice.

Tillandsia ixiodes  
Tillandsia fasciculata  
Dyckia 'Talbot Pride'

Sandra Southwell  
John Cornale  
Robyn Firth

#### Open

1st  
=1st  
2nd  
3rd

#### Members' Choice

Tillandsia fasciculata  
Dyckia 'Talbot Pride'  
Tillandsia guatamalensis  
Tillandsia umbellata

John Cornale  
Robyn Firth  
Ron Farrugia  
Sandra Southwell

#### Novice

1st  
2nd

#### Judge's Choice

Neoregelia Fireball albomarginata  
Aechmea 'Peek-A-Boo'

Lindsay Munroe  
V Johnson

#### Novice

1st  
2nd

#### Members' Choice

Neoregelia Fireball albomarginata  
Aechmea 'Peek-A-Boo'

Lindsay Munroe  
V Johnson

*see p12*

### Margaret Draddy Artistic Competition.

#### July

1st

Pond Party

Sandra Southwell

#### August


1st  
=2nd  
=2nd  
3rd

Bugs on a Log  
Neo. Purple Grape  
Witch's Lair  
Reflections

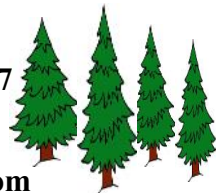
Joy Clark  
John Schembri  
Sandra Southwell  
Joy Clark

*see p 14*

## **PINEGROVE BROMELIAD NURSERY**



Ross Little & Helen Clewett  
114 Pine Street, Wardell  
P O Box 385, Wardell NSW 2477  
Phone/Fax: (02) 6683 4188



E-mail  
[pinegrovebromeliads@bigpond.com](mailto:pinegrovebromeliads@bigpond.com)

*Plant of the Month Competition*

August 2014

Open Judge's Choice.

1st	Catopsis subulata	Ron Farrugia
2nd	Neo. Ice White River	Kerry McNicol
3rd	Aech. recurvata hybrid	Kerry McNicol

Open

Members' Choice

1st	Till. cacticola	Caroline Bunnell
2nd	Till. Kautskyi	Ron Farrugia
=3rd	Neo. Meercat	Sandra Southwell
=3rd	Neo. Ice White River	Kerry McNicol
=3rd	Aech. recurvata hyb	Kerry McNicol

Novice

Judge's Choice

1st	Till. Recurvifolia x tenuifolia	Joy Clark
2nd	Till crocata 'Rutschmann's Orange'	Julie Evans
3rd	Neoregelia Domino	Joy Clark

Novice

Members' Choice

1st	Till. Recurvifolia x tenuifolia	Joy Clark
2nd	Neoregelia Alley Cat	Joy Clark
=3rd	Till crocata 'Rutschmann's Orange'	Julie Evans
=3rd	Neo. Domino	Joy Clark

*see p13*

**SHOW AND TELL**

JULY (continued)

one of them and will bring it to our next meeting to show how its pups should be treated. These, among others, will tend to get a 'woody' stem, which can be cut and replanted lower into a pot. The original stump will then, very likely sprout new pups.

**Robyn Firth** began with a *Deuterocohnia brevifolia* which was in flower. Close inspection was needed to see the flower as it consists only of green petals which are not very long and on the same level as the green leaves of the plant. *Keith Ryde* mentioned that, in hot weather, *Dyckias*, *Hechtias*, *Deuterocohnias* and similar plants need to be stood in a saucer of water so that they can draw the water they need from the saucer and not from the tips of the leaves, which leads to the browning of the leaf ends. This should only be done in the hot weather of summer, never in winter.

**Helga Nitschke's** contribution was an unknown *Aechmea*, which she obtained in a box of unknown plants. It was identified as *Aechmea phanerophlebia* (green form—not red form).

*cont p8*

## SHOW AND TELL—JULY (continued)

**John Schembri** had an unidentified *Billbergia* which he believes to be *Billbergia Muriel Waterman*. Its leaves were banded and it was growing close to a clump of *Billbergia Hallelujah* and John felt that one in the clump could have been a cross. This can only occur if the plant is a seedling, not a pup off the original clump. The plant in question, if noticeably different to the parent (and not due to growing conditions) could be a 'sport', which is how we get many of our variant plants. Everyone agreed that it was indeed *Billbergia Muriel Waterman*.

**John Cornale** had several plants to show, the first one being identified as *Billbergia Groovy*.

Second were two *Tillandsia Samantha*, which he bought from Chris Larson about two years ago. Both are grown under the same 70% shade cloth and both receive the same amount of light. The leaves on one plant are just green, while those on the second are green, streaked with red and you could say that they are two different plants.

John remembers Chris saying that they were grown from seed (a cross between *T. kalmbacheri* x *T. mooreana*) and so each plant may take on different characteristics of the parent plants. In this case, this seems to be what has happened. It should be understood that, when you buy the above cross, you are buying a seedling from the grex *Samantha*, and because they are seedlings, they can display different characteristics from their parentage.

If growing hybrids from seed, it should be noted that only a select few plants should be chosen to keep and register, the rest should be destroyed to avoid confusion and disappointment to future owners who may end up with one of the grex siblings of an inferior quality.

**John also** brought in another unnamed *Tillandsia*, which Ken Woods could not identify and suggested that John bring it back when it is in flower.

**Ken Woods** then presented a plant of his own for identification, a *Billbergia* in flower. It was agreed that it was probably *Billbergia pyramidalis* var *pyramidalis*

**Robyn Firth** showed a plant which was labelled *Billbergia spotted nutans*, a good ground cover, very hardy and which had four plants in the one smallish pot. This name was thought to be wrong and general opinion was that it was probably a *Billbergia pyramidalis*. Ian's comment was that the leaves were certainly too short, wide and too few for *nutans* hybrid. There has always been a problem with *B. pyramidalis* varieties.

**Var concolor** has very glossy (top and bottom) wide leaves and has a bigger cone like flower head. The problem with it in Europe and Australia is that the flower colours do not agree with the technical description. Derek Butcher has been battling with that problem for a long time. Also, that is where he came across the other version of *pyramidalis*- *pyramidalis* var. *pyramidalis*, has a lot more banding (scurf), particularly on underside of leaves; a taller and straighter plant, with slightly thinner leaves;



flowers lower down in the vase; the flower is not such an inverted cone shape or as 'flashy'; flowers at a slightly different time. In fact the more open flower head often more resembles a "normal" *Billbergia* inflorescence.

Ruby and others were fairly sure this is *B. pyramidalis* var. *pyramidalis* and is definitely a species.'

**M.B.Foster** declared a third variety, *B. pyramidalis* var. *striate*, that many of us may have.

*B. 'Kyoto'* is a **variegated** sport of *pyramidalis* var. *concolor*. Both these cultivars have kept many of the characteristics that separate var. *concolor* and var. *pyramidalis*.

Look them all up on our web site to see the relationships.

**Peter Fitzgerald's** plant was also unknown, a smallish *Billbergia* with some banding on the leaves. Ian feels it should go into more sun, needed feeding and should be allowed to grow to its potential and then once it flowers it could be identified.

**Peter's second plant** was obviously a *Neoregelia*, possibly one of the medium-sized ones, but until it has some color in it or anything that makes it stand out, it is just a green plant. Identification will be easier when it colours and winter is the ideal time to give it full sun, but, it will have to be moved into a more sheltered spot as summer approaches, hopefully before the first scorcher.

One thing to be noted about it is that it is in a very big pot, although it is only a small plant. Any plant which has a 'vase' for water is epiphytic and is unable to cope with the amount of soil/mix in a large pot. A good potting medium for bromeliads is light and free draining.

**Robyn** stated that most of our plants are epiphytic and have small root systems. Some bromeliads can grow quite large but if you keep them in large pots full of mix, they are not able to absorb a lot of water; they will take what they need from the soil close to the roots and the rest can deteriorate and become sour, to the detriment of the plant. Such a plant should only be in a smallish squat pot where it is easy to keep the mix damp. This judgement will become easier to make with experience in growing bromeliads. But as was said earlier, *Dyckias*, *Hechtias* and *Deuterocohnias* are different, these will respond to a larger space to fill, as they are true terrestrials. One problem with bigger plants in smaller pots is that they are easily blown over in strong winds. You could put them, pot and all into a larger pot with gravel or stones to weigh it down.

## SHOW & TELL

### AUGUST

**Peter Fitzgerald** presented a plant labelled as *Aechmea kleinii*, wanting confirmation. The plant was well grown and in flower and was soon confirmed to be *Ae kleinii*. It did need downsizing into a smaller pot to keep it growing healthily.

Quite a few plants from Dawn's Williams' *Tillandsia* collection were offered for auction. For some, seeing this variety of *Tillandsias* was quite educational, as we worked our way through the plants.

*SPRING* is now upon us and it's time for house-keeping as . .

## PESTS & DISEASE

*are beginning to appear.*

We talked briefly about scales in an earlier issue of Bromelletter, but now is the time to get out all that is in your armoury to combat a spring outbreak.

It's time to remove any dead or damaged leaves and flowers, remove any unsightly debris and re-pot if necessary. As you do this you could very likely come across a few problems.

**Fungi and rot** seems to occur more at this time of year, perhaps because we water less and therefore don't flush the tanks regularly and the water can putrefy. Treatment with fungicides will help after the plant has been completely dried out for a few days. Care needs to be taken when treating with chemicals, as always. Some recommend filling the tanks with fine dry river sand to completely starve the fungus or mould, but this is an 'it was going to die anyway' last straw approach. Anecdotally, success can be gained if each plant is dried, then treated with cinnamon, sprinkled on and into the plant. I have not had experience with cinnamon, but have read many positive reviews on its use.

**Mosquitos:** Mosquitos and bromeliads are not often a problem but to keep them mosquito free, it is advised to clean any debris from the well and between leaves, and empty and refresh the water regularly to deny the wriggler food and an environment where it can live.

**Grasshoppers, Caterpillars and Snails:** Can decimate a plant overnight (usually the one you were thinking about showing!), so it is important to remain vigilant. You can, of course, inspect and pick off any you find and despatch them appropriately. You can use organic sprays such as DiPel, which is quite safe but it does need to be applied regularly, and after watering or rain. If this is a bit 'hit & miss' for you, you could use a systemic spray, such as **Confidor**, which will poison all chewing and sucking pests. It does, however, affect frogs (in my experience) and is thought to kill bees, so I am careful to try to evacuate all frogs from plants which I treat and keep the plants in a quarantine area where bees are not likely to be.

Many have used **Rob Smythe's Canola Oil Spray** (see next page), and I (editor) have also used '**Neem oil**' with a good deal of success. (Not the same as 'Eco-neem')

I was told about Neem Oil many years ago by a member at a meeting and had to research it extensively to find out where to get it and how to use it. *The Neem Tree* (botanical name *Azadirachta Indica au Jus*) is native to *India/Burma* and has been used for a variety of purposes for generations.

. . cont p 15

## How to make Canola Oil Spray

compiled by Aaron Smythe

Taken from FNCBS June 2014 also with the permission of A.Smythe

'I thought I would simplify my father's "Oils ain't Oils" document so everyone can understand it more easily with added pictures and corresponding instructions so you can "see" what has to be done.

The below measurements are for a 2L bottle. If you have a 4L bottle double the measurements and if you have a 1ltr bottle halve the measurements and so on.

Mix in a 2L jug  
Canola oil 750mL  
3tbsp detergent  
1250mL water

Blend with a stick blender (if you don't have one a whisk would do the job) for about 30 sec (make sure you put a lid partially on top to avoid spillage).

See picture 1



Once blended it should all be white.

Pour into an empty milk/juice bottle and let it sit for half an hour or so until oil and water have separated as per picture 2.

At this stage get something pointed and sharp and poke a hole in the bottom of the bottle as per picture 3



Pull out and let the water part on the bottom drain out controlling flow with a tightening or loosening of the lid.

When the water drains off and it gets down to the oil part only, screw the lid on tight.

The oil only is left in the bottle.



continued p 15

# PLANT OF THE MONTH - JULY 2014.



Till. ixiodes - Open  
1st Judges  
Sandra Southwell



T. fasciculata -  
Open  
2nd Judges,  
=1st Members  
John Cornale



Dyckia 'Talbot  
Pride'-  
Open  
3rd Judges ;  
= 1st Members  
Robyn Firth

T. guatamalensis  
- Open  
2nd  
Members  
Ron Farrugia



T. umbellata- 3rd  
Members Open  
Sandra Southwell

Neoregelia Fireball albomarginata-  
Novice  
1st Judges & Members  
Lindsay Munro



Aechmea Peek-a-Boo  
Novice - 2nd Judges & Members  
V. Johnson



# PLANT OF THE MONTH - AUGUST



*Catopsis subulata*-  
Open; 1st Judges  
Ron Farrugia



*Till. cacticola*-  
Open- 1st Members  
Caroline Bunnell



*Aech. recurvata* (pink)  
Open  
3rd Judges, =3rd Members  
Kerry McNicol



*Till. kautskyi*  
Open 2nd Members  
Ron Farrugia



*Neo Ice White River*-  
Open  
2nd Judges; =3rd Mem-  
bers Kerry McNicol



*Neo. Meercat*  
Open =3rd Members  
Sandra Southwell



*Till. recurvifolia x tenuifolia*  
Novice  
1st Judges & Members  
Joy Clark

*Till. crocata*  
'Rutschmann's Orange'  
Novice  
2nd Judges, =3rd Mem-  
bers  
Julie Evans



*Neo. Alley Cat*  
Novice  
3ed Judges, 2nd Members  
Joy Clark



### Margaret Draddy Artistic Competition

**JULY**



Pond Party-  
1st  
Sandra Southwell

**AUGUST**



Bugs on a Log  
1st  
Joy Clark

Witch's Lair  
=2nd  
Sandra Southwell



Purple Grape  
=2nd  
John Schembri

### Some pests of bromeliads



Fly speck Scale



Soft Scale



**Quesnelia  
'Red Face'**



See article p21



**Quesnelia  
imbricata**

### 'Oils 'aint Oils ' continued

This mixture makes about 1L of white oil. Transfer this to another storage container to use when required. You will find it fairly quickly separates back into oil and water layers. It should be used fairly promptly when fresh. You will find with time that the white oil left behind will stay as an emulsion longer and longer. The message is make big batches and store it. Each time you use it shake it well.

With this white oil you can add vinegar or ammonia.

For a 2ltr spray bottle

add

150ml white oil mixture just made

add

150ml vinegar **OR** ammonia

add

Water to fill the 2ltr spray bottle to the top.

Apply this in the late afternoon when sun is down and then early in the morning before the sun comes up hose the oil off the bromeliads you sprayed. If you have a few bromeliads do one section at a time as you might not have enough time before the sun comes up!!

**Don't mix ammonia and vinegar** together as one destroys the activity of the other. Remember when plants (Neoregelias) are coloured up use vinegar (actually enhances red colour and cleans calcium deposits off the leaves as well). When plants are in their greener stage use the ammonia. You can use the vinegar spray just to brighten up the plants when expecting brom visitors. The other positive thing is that vinegar prevents mosquitoes, strangely adult larvae don't appear bothered too much, but immature larvae don't survive.

Hope this helps and good luck.

Remember scale are active at season changes so they are the times to apply. See the following link for the full paper by Rob Smythe

<http://fcbs.org/index1.html> , Pests & Diseases, Canola White oil.

.. continued from p 10 Pests and Diseases

I found an Australian importer who has many Neem Oil products that will 'treat' all types of maladies from dandruff to tinea, but went with the straight oil and mixed it according to directions.

It **DOES** work, and is completely organic. The grasshoppers and caterpillars are no longer a problem . . . **IF** I remember to spray, that is!

So you may wish to investigate Neem Oil as a general spray for your plants.

.. continued p 17

## **COLLECTORS' CORNER**

**BROMELIADS** – a large colourful range of Bromeliads, both species and hybrids of many genera

Includes a very large range of Tillandsias.  
A mail order list of Tillandsias is available upon request.

We also specialize in orchids, cacti, succulents, hoyas, bonsai and carnivorous plants, PLUS gems, fossils, natural history, books and much MORE!



810 Springvale Rd., Braeside  
VIC 3195

PH: 03 9798 5845, FAX: 03 9706 3339

E-MAIL: [sales@collectorscorner.com.au](mailto:sales@collectorscorner.com.au)

WEBSITE: [www.collectorscorner.com.au](http://www.collectorscorner.com.au)

Open 9am-5pm 7 days a week.

**M. J. PATERSON**  
212 Sandy Creek Road,  
GYMPIE QLD 4570

▲ Large Range of Bromeliads For Sale, especially our own hybrid *Neoregelias*, *Tillandsias*, *Cryptanthus* and *Vrieseas*  
Do call in if you are up this way.

But, please, phone first.

Phone/Fax: (07) 5482 3308.

E-mail: [wm\\_paterson@bigpond.com](mailto:wm_paterson@bigpond.com)

Also available

*Bromeliad Hybrids*. "For My Own Satisfaction" Book 1. Neos.

"For My Own Satisfaction" Book 2.

*Crypt., Til., Vr., etc.*

Books available on-line at  
[www.bromeliad-hybrids.com](http://www.bromeliad-hybrids.com)

## **MIDHURST BROMELIAD NURSERY**

*Specialist Growers of Tillandsias*

*And Other Genera.*

Hard grown to suit all Australian conditions.

Wholesale and Mail Order only.

**WRITE FOR FREE PRICE LISTS OF TILLANDSIA  
AND OTHER GENERA TO:**

P.O. Box 612,

Hurstbridge, Vic. 3099

Phone: (03) 9718 2887.

Fax: (03) 9718 2760

## **FOREST DRIVE NURSERY**

Prop: Peter Tristram.

C/- P.O. BOX 2, BONVILLE NSW, 2441

(a few miles south of Coffs Harbor.)

Specialising in SPECIES and VARIEGATES

from mostly imported stock.

TILLANDSIAS to titillate the most discerning fanciers.

Beautiful VRIESEAS (including 'silver' species).

GUZMANIAS, AECHMEAS, NEOREGELIAS, etc.

Visitors welcome—phone first: (02) 6655 4130 A.H.

Send S.A.E. for MAIL ORDER list of quality plants.



**Scale Insects & Mealy Bug:** Both soft scale and Fly Speck scale seem to be the two main culprits in our collections, mealy bug and root mealy bug, perhaps, to a lesser extent.

Scale insects in their adult stage of life are non-mobile and, especially in the case of soft scales, are easy to remove. But as 'instars' or crawlers they are quite mobile and move very freely from leaf to leaf and plant to plant. This is why vigilance is needed with whatever treatment or, combination of treatments, you prefer to use.

They feed on plant juices by inserting their probe-like mouth parts under the outer layer of the leaf and suck the juices from the plant. This may not kill the plant but it certainly weakens it and definitely detracts from aesthetics of the plant by leaving yellow spots where they have fed.

Scale insects lay their eggs under the protective scale or shell produced by the adult. Adult females die soon after laying their eggs, but the instar crawlers quickly disperse to find a feeding site. They lose their legs after their first moult. Contact sprays will kill scale in the instar stage but will not penetrate the waxy 'shell' made for protection at later stages. Do not simply flick or scratch the insects off as you will probably also be flicking off the eggs of the scale as well, helping to disperse them further. Don't let water drip from one plant to another, crawlers can be transported in water.

### Treatments

Natural predators: Lady beetle nymphs and parasitic wasps are very helpful, not only in the general garden, but are also useful for cleaning up bromeliads. Spraying with chemicals, unfortunately, will also kill these helpful predators.

Washing: If the infestation is small and contained, soapy water applied with a toothbrush after thoroughly washing the plant is a good alternative if you don't want to use chemicals, but you have to physically remove every insect from the plant. It may be useful to use an insecticidal soap for greater efficacy.

Oil sprays: Need to be used according to directions and taking care NOT to leave on the plant longer than about 12 hours as it can harden and block the 'pores' of the leaves. It must also be washed off before this plant gets any strong sunshine or it can burn.

Insecticides: Contact insecticides will not kill adult scale (or mealy bug) as it cannot penetrate the waxy outer covering, but are useful in controlling crawlers. This treatment should be repeated every 7–14 days.

Systemic Insecticides: Will infiltrate into the sap of the plant and will poison the insects as they suck the sap. This can be sprayed onto the plant or can be 'watered' into the soil to be absorbed by the roots (this method also kills root mealy bug. Again, treatment needs to be repeated every 7-14 days.

Quarantine: The best cure is the prevention of the pest spreading. Quarantine new plants and any contaminated ones until there is absolutely no sign of infestation. This may take up to 12 months but prevention **IS** better than cure.

## VALE CECILY 'DAWN' WILLIAMS.

*Written by Ian Hook*

*19th September 1943— 6th July 2014*

We have all been deeply saddened to learn that Dawn died on 6<sup>th</sup> July and we miss her bright personality very much.

Dawn was from a horticultural minded family, was born with a love of unusual plants, and passed this interest on to her children and everyone she met.

Luckily for us, she turned her interest to Bromeliads and started going to NSW Society about 2001. She joined the BSA in June 2005 and concentrated on Tillandsia. She quickly built a thriving collection while also still being closely involved in Orchids and Carnivorous plants.

When the BSA had "treasurer problems" in 2009, and everyone else ran from the troubles, Dawn quickly stepped forward in super-hero fashion to come to our rescue. She was extremely thorough and hard-working and quickly gained our trust and admiration.

At 70 years old and in failing health, she stepped down as Treasurer in 2013. But in typically thorough fashion, Dawn first co-opted, and trained, her replacement Alan. Also in 2013 she somehow managed to get to the NZ conference, which was a thrill for her and for her many friends at the event.

As her health continued to fail her priorities became even clearer. Precedence was given to her family and to her plants - both were carefully attended to at all cost. Dawn also kept a close eye on what the BSA (and new treasurer) was up to, even visiting other members who had been hospitalized.

As a mark of her life, Dawn's funeral at Rookwood was attended by a large crowd equally composed of family, friends, and fellow gardeners. David Banks from the NSW Orchid Society spoke glowingly of Dawn and announced that a new Orchid was to be named and registered in her honor. Ian Hook spoke and several other BSA members attended. We presented a large display of bromeliads flowers and live plants that were also taken to the wake and later distributed to family members. Of importance to Dawn - her plant collection will be looked after. Some are returning to original owners, a manageable sized collection will stay with her husband Norm, her daughter is building a glass house for some, and the BSA will help with selling the excess.

Thank you so very much Dawn, for your friendship and good work.



# MEET SOME NEW FACES!



## WELCOME TO NEW MEMBERS.

We continue to attract new members into the Society and we would like to welcome **Charles Prince**, who joined in July and **Donald Mulligan** who joined in August, and are the latest to come to admire, enjoy and learn about the wonderful world of Bromeliads.

### Treasurer's Report

Treasurer Alan Mathew gave the following details regarding our :

#### Operating Account to June 30, 2014:

Brought Forward	\$33,013.58
Plus Income:	1,217.02
Less expenses	217.25
Bank Statement as at 30/06/2014	\$34,013.35

#### Operating Account to July 31, 2014:

Brought Forward	\$34,013.35
Plus Income:	1,858.19
Less expenses	11,933.92
Bank Statement as at 31/07/2014	\$23,937.62

*Please note: these totals include Conference receipts and expenses.*

## VALE OWEN HEAPS

*Written by Bob Larnach*

*30th March 1937— 6th July 2014*

Today, Thursday the 15<sup>th</sup> of July, many people went to say their goodbyes to a good friend, Owen Heaps. Gleness and I were unable to attend, so I would like to write a heartfelt goodbye.

Towards the end of my downhill health spiral, Owen became a great help to me, supplying many great photos and discs of beautiful bromeliads. He had many of these from New Zealand and inspired Gleness and I to look forward to improved health and a visit to the upcoming Auckland 'Cool Broms' Conference.


Owen with pride and origin in New Zealand also showed us trips that he and Maralyn had taken on many of their return trips back home. Through the hours of great scenery, conversation and friendship, Gleness and I planned an expanded holiday to both the North and South islands, to be culminated by meeting Owen and Maralyn in Auckland.

Unfortunately as my health strengthened Owens health took a bad directional turn, Owen was unable to attend 'Cool Broms' in New Zealand which saddens me, because I know how he was bursting with pride to go back home and show us Aussies how advanced the Kiwis were in new bromeliad hybridizing.

After the conference, Owens health kept getting more complicated and worsened. Eventually Owen started to reduce his beloved Brom collection, and offered one of his beautiful foliage Vriesea's that was coming into flower - "Bob do you think you could use this plant in your hybridizing". The intention was for me to use this plant and give Maralyn a couple of nice pups back. I also spoke to Owen about 'Registering' one of these hybrids, if the quality was of exceptional merit. The promise is still valid, if those hybrids or further hybrids are of the right quality a 'grex' will be registered, called 'Heaps Good' in remembrance of a great friend.

I hope that I can do the right thing and produce a quality grex of which I will give the outstanding ones their own 'cultivar' names. Owen I will always remember the ever friendly NRMA serviceman of early days, through the very proud Kiwi who gave me a lot of inspiration to get well enough to travel once again and visit his homeland.

Thank you Owen and Maralyn.



A little more on *Quesnelia*, a plant that some of us may have but don't know it!

## **Quesnelia 'Red Face'**

by Derek Butcher, January 2012

'We got this plant in the 1990's from Queensland and it had *Quesnelia imbricata* on the label.

Has it flowered in the intervening years? I don't know but I thought I had an odd looking *Q. liboniana* until I saw the label. Now you know why I am calling this plant - 'Red Face' as well as the fact that it has red blotches on the leaves.

Other differences from *Q. liboniana* are the absence of stolons and red scape bracts. In fact, much closer to *Q. liboniana* than *Q. imbricata*. It is therefore possible that when the person collected seed from a *Q. imbricata* they did not guess that *Q. liboniana* was around, but that is only supposition.

It is safer to call the plant a *Q. liboniana* hybrid. So if you have a plant called *Q. imbricata* just remember a 'Red Face'.

The plant is about 15cm wide and 20cm high, flowering to 35cm high.

What intrigues me is that grower of all oddities, Ross Little of Pinegrove Nursery denies all knowledge of this plant and admits that this plant may well be an improvement on the ubiquitous *Q. liboniana*.

Some of you may well be growing a plant called *Q. imbricata* but if it flowers like this you too may blush with embarrassment. Interestingly, I have no photo of a *Q. imbricata* growing in Australia and show photos by Wes Schilling in California.'

See photos p 14

### Note from the Editor

This plant was sold in Queensland by growers as *Q. imbricata*, with one comment, 'It was labelled that when I got it, but it doesn't look like that to me!'

It was only after I got home and did some investigating that I found the correct name. So if you have a 'funny looking *Q. imbricata*, do a bit of research, you too may have a Red Face.

### OFFICE - BEARERS:

Book Sales	Ian Hook
Librarian	Graham MacFarlane
Catering	Helga Nitschke; Lydia Hope
Raffle Sales	Peter Fitzgerald
Pots, Labels, etc - Sales	Ron Farrugia
Plant of the Month	Terence Davis
Show Registrar	Terence Davis
Show Co-Ordinator	Ian Hook; Terence Davis
Purchasing Officer	Robyn Firth
Show Display	Joy Clark

### *LITERATURE*

<u>TITLE</u>	AUTHOR	PUBLICATION COST (\$A)
Growing Bromeliads - 3rd. Edition.	Bromeliad Society of Australia Inc.	\$10.00
Bromeliads for the Contemporary Garden.	Andrew Steens	<del>\$35.00</del> Now \$20.00
Bromeliads, A Cultural Manual.(Rev.) Edition 2007)	BSI	\$5.00
Bromeliads- The Connoisseur's Guide, 2007.	Andrew Steens	\$20.00

**For Mail Order delivery cost, please contact:**

librarian@bromeliad.org.au

Or write to:

P.O. Box 340, Ryde. 2112

For the full list of Literature for sale, go to

<http://www.bromeliad.org.au/Contacts/BSALibrarian.htm>



## SEED BANK

The Seed Bank provides a service to members of the Bromeliad Society of Australia, supporters of the Seed Bank and other interested enthusiasts, for the collection and distribution of all types of Bromeliad seeds from local and overseas sources.

Seeds cost 50¢ per packet for Members and Seed Bank supporters (plus postage) or \$1 per packet (plus postage) for all other enquiries.

Enquiries for seeds should be directed, for the time being, to

Terry Davis

(02) 9636 6114 Or 0439 343 809

The following Seeds *are now available*:

*Aechmea rubens*, *Aechmea warassii*, *Alcantarea geniculata*, *glaziouana* and *vinicolor*,  
*Guzmania sanguine* (Costa Rica form), *Till. balbisiana*, *Till. xfloridana*, , *Till. foliosa*,  
*Till. ionantha*, (Jan 2014), *Dy. encholirioides rubra* (Feb 2014),  
*Vriesea 'Uluru Sunset' x self or hybrid?* (May 2014 limited amount);  
*T. gardneri*, *T. cacticola* (August 2014)

Thanks to Bob Hudson, Qld; Chris Larson, Maurice Kellett, Vic;  
 Laurie Mountford, Werner Raff, Laurie Dorfor, Stan Olejnik, Terry Davis,  
 Marilyn Heaps and Sandra Southwell, NSW, for their  
 valuable contributions to the Seed Bank.

### **Thank you, Supporters of the Seed Bank.**

A continued supply of fresh seed is constantly required by the Seed Bank to ensure  
 that the Bromeliad needs of tomorrow will be met.

### **MEMBERSHIP APPLICATION:**

**ANNUAL SUBSCRIPTION:** Renewal due **January 1st** for membership  
 year January to December.

Membership: Australia A\$20

Overseas Membership: Asia/Pacific Zone A\$30. Rest of the World A\$35.

New Membership requires a \$5 joining fee, plus Annual Subscription.  
 (Those joining after October 1st are covered for the following year.)

Note: Un-financial members must add \$5 rejoining fee when re-applying for  
 membership.

Members will become 'un-financial' if renewals have not been received by the  
 end of our Autumn Show.

**POSTAGE  
PAID  
AUSTRALIA**

**PRINT  
POST**  
PP246537/00007



***If undelivered, return to:  
Bromeliad Society of Australia  
P.O. BOX 340, 2112  
Ryde NSW  
BROMELETTER  
Print Post Approval  
No. PP100001193.***